

If you're on the hunt for an app that helps you clean up your Mac's storage for snappy start-up times, your search has come to an end. Freeing up GB of space is the game and BuhoCleaner plays it exceptionally well.



Use their intuitive, user-friendly UI to scan, identify, and manage user cache files, large files, apps that run on startup, and just about everything else you need to have your Mac running like it just came out of the box.

Here's everything you need to know about BuhoCleaner.

Get started with BuhoCleaner

First things first, you'll need to [download and install BuhoCleaner](#) from their official website. After following the link, click **Download** at the top right and you're good to go.

You may have noticed that they don't have an app on the AppStore. Why is that?

Take an answer directly from Dr.Buho: "Due to App Store review restrictions, some functions in BuhoCleaner cannot be published on the App Store (such as application uninstallation, etc.). But this doesn't mean BuhoCleaner is harmful or illegal."

So Apple disallows certain proficiencies of BuhoCleaner, but that doesn't mean you can't get the app from their website and use it on your Mac today!

You know where to get it, but what does BuhoCleaner actually do for your Mac? Let's break it down.

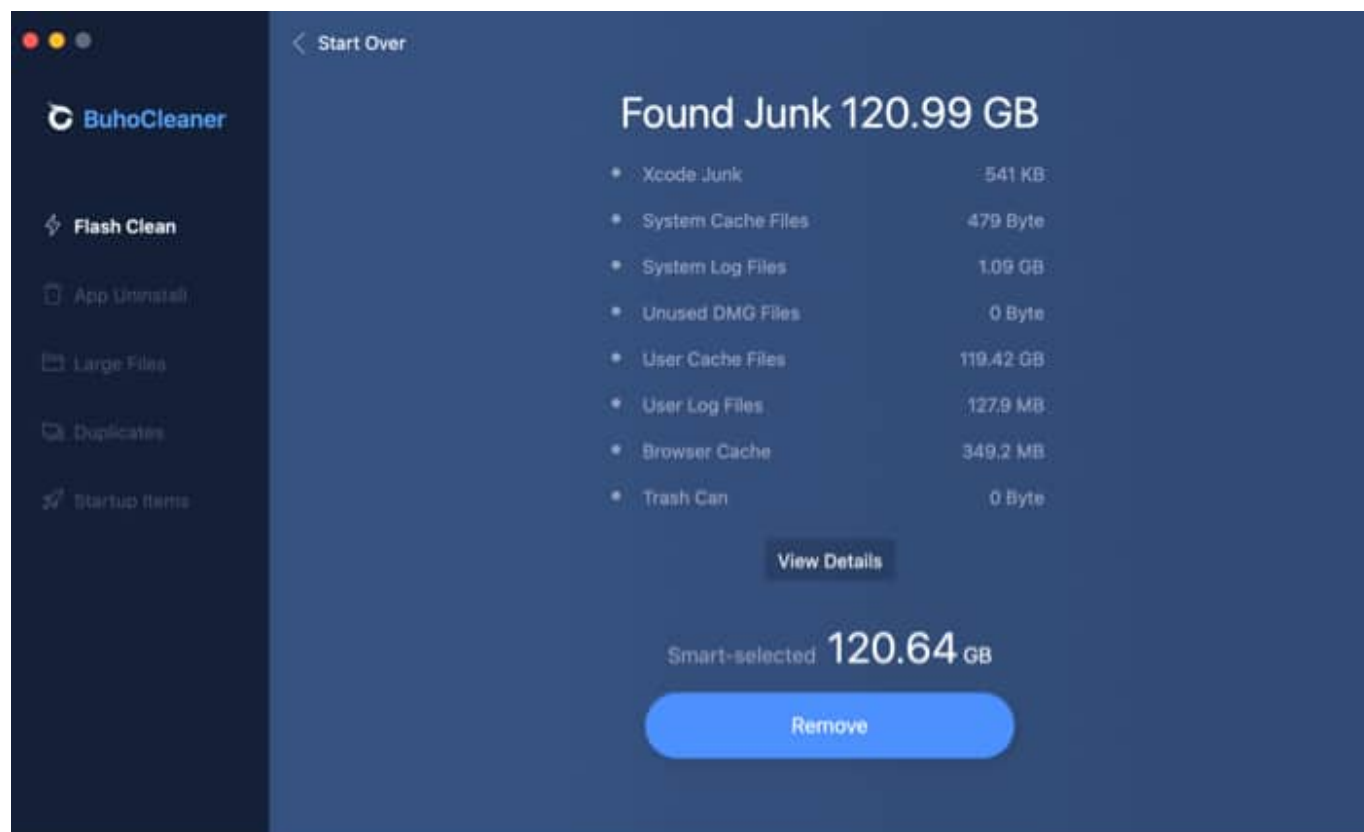
BuhoCleaner feature analysis

BuhoCleaner offers five main features that work to free up space and speed up your Mac.

Flash Clean

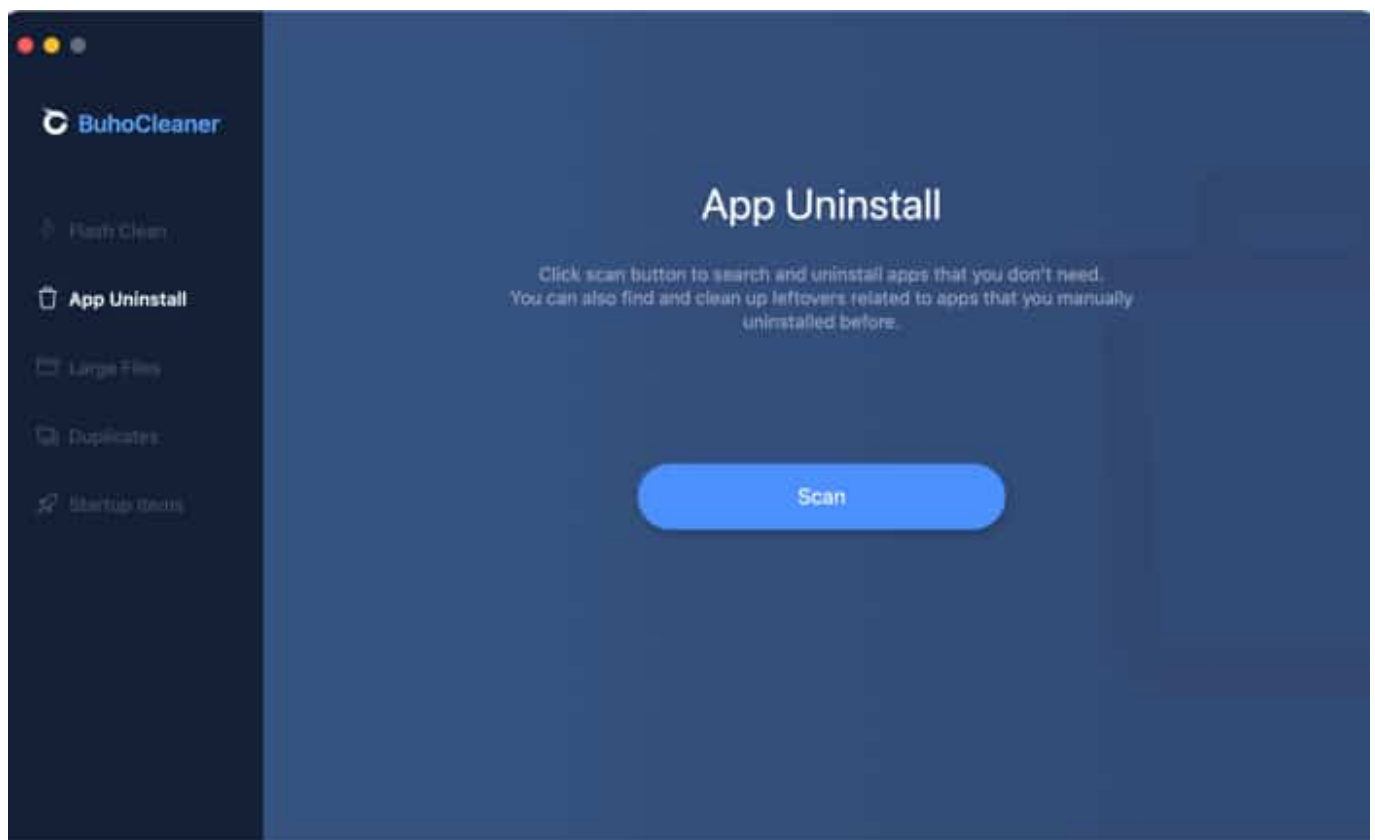
Flash Clean is the easiest way to use BuhoCleaner. Simply run the app, hit **Scan**, let it work its magic, and click **Remove**.

That's all there is to it! You just freed up (likely) gigabytes of space in a few clicks. If you'd like a detailed breakdown of the removed data, click **View Details**. This generates a list of the app data to be removed and the size of files from each app.



App Uninstall

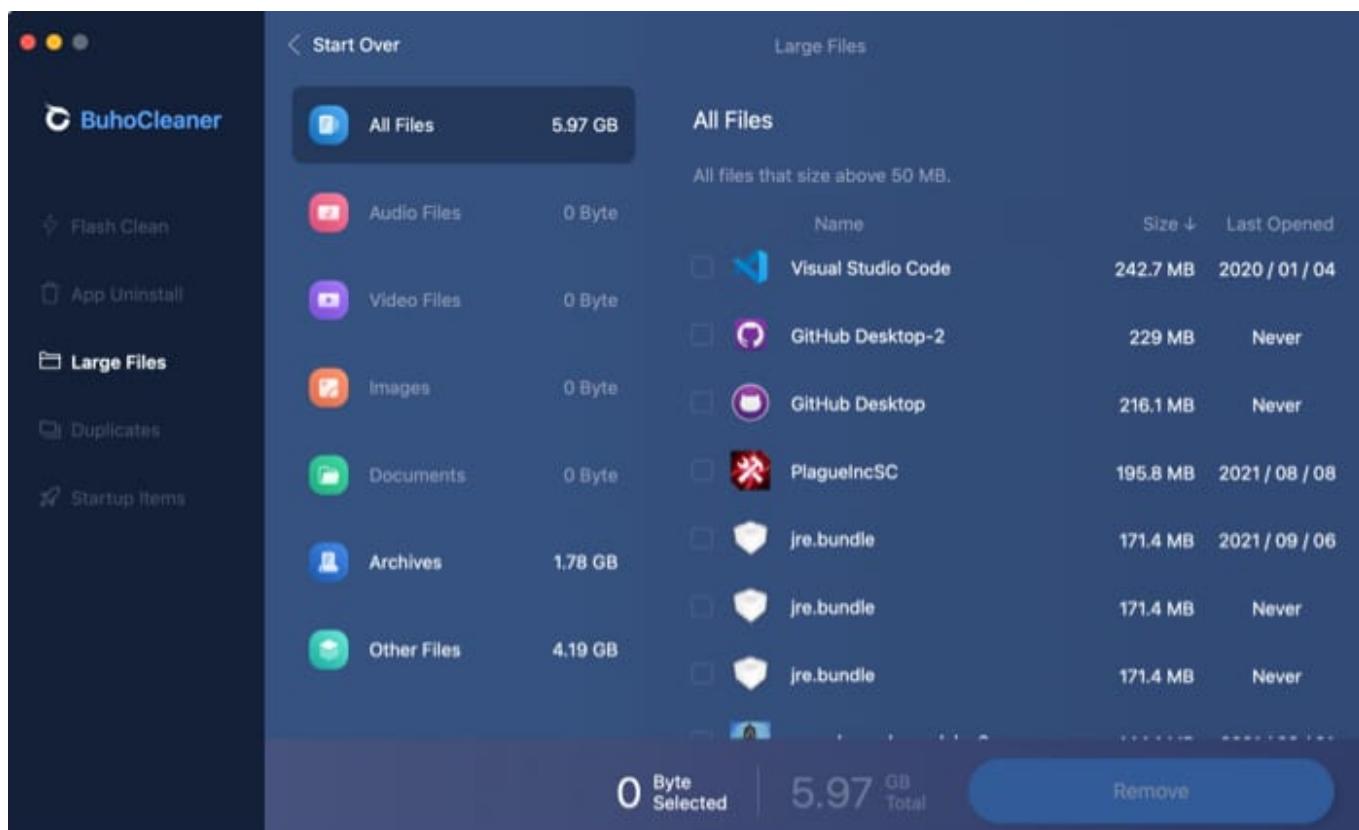
App Uninstall is exactly what it sounds like. Having trouble locating a pesky app to remove it from your Mac? You can find it here. Just select the app you want to uninstall and click **Remove** in the bottom right.



Large Files

Large Files is pretty self-explanatory, too. This is a list of the largest files on your Mac; whether you choose to remove them is up to you. Some may be important for work, gaming, or school, while others you've likely forgotten were ever on your device!

Like the other features from BuhoCleaner, this one is just as simple to use. Select the file(s) you wish to delete, and click **Remove**. Enjoy your newfound storage space!



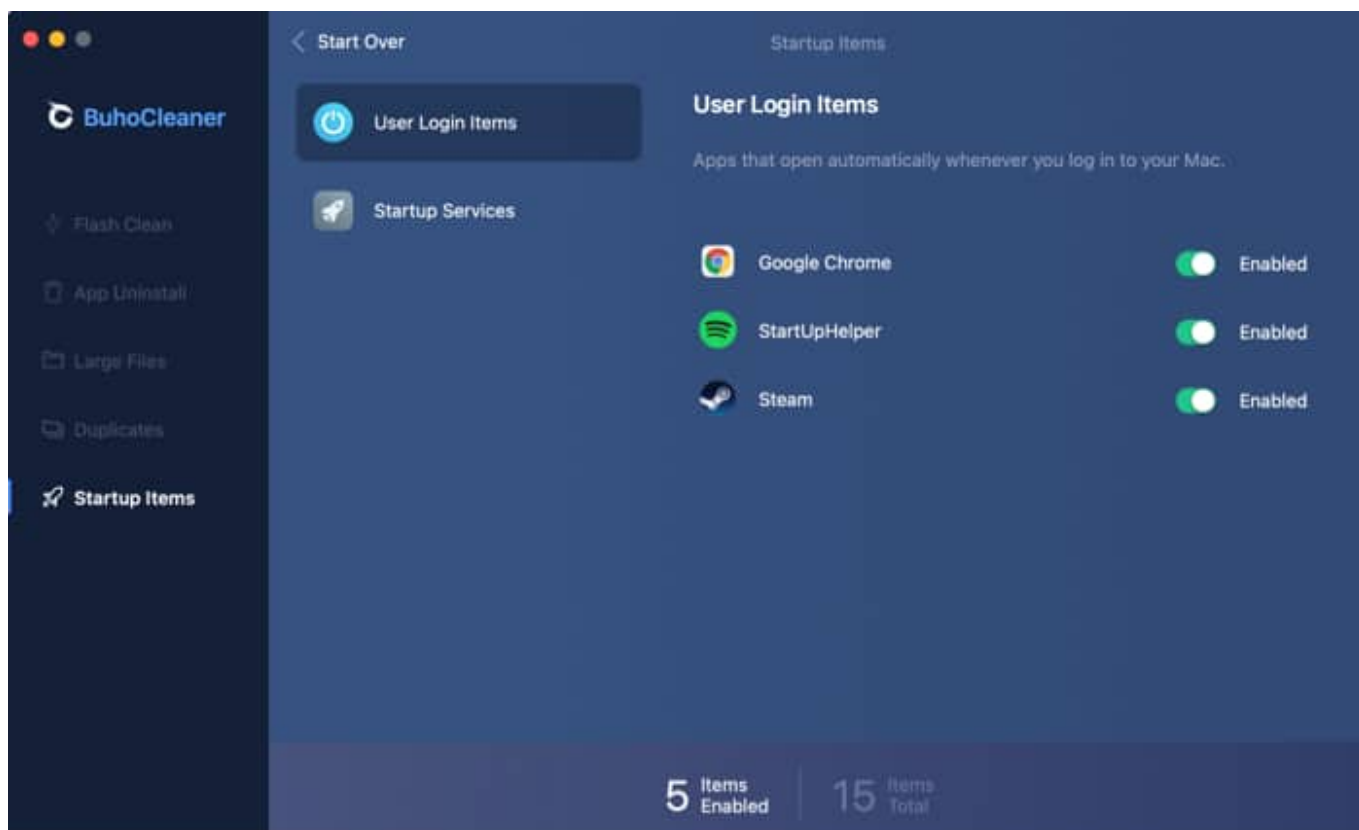
Duplicates

Duplicates allows you to select a certain folder on your Mac and scan for any folders of the same size and content (i.e, duplicates). These folders are doing nothing but taking up unnecessary space, and BuhoCleaner wants to get rid of them for you.

Simply click the **+** symbol to add a folder you think may have a duplicate and press **Scan**. If there are any duplicates on your device, BuhoCleaner will identify them and enable their removal with a click of the **Remove** button.

Startup Items

BuhoCleaner allows you to view the apps and processes that open automatically upon startup. Should you want to disable any app or process, just toggle your selection to off. That's it!



Learn more about Buho

What good is an app if the developers never update it? If you ask me, it's not much good at all. Luckily, Dr.Buho takes pride in their work, listens to the community, and rolls out frequent updates for BuhoCleaner. You can check the [changelog on Dr.Buho's website](#).

Now I'll run through some frequently asked questions (FAQ) in case I missed anything in the review.

Q. Is BuhoCleaner compatible with M1 chip Macs?

Absolutely! The app is optimized to run on M1 Macs. You'll need to be running macOS 10.12 or higher.

Q. Is BuhoCleaner safe to use?

Definitely. I haven't had any problems after installing the app on my MacBook Pro, and I freed up over 120GB of space! If you want to uninstall the app at any time, it's as simple as

dragging it from **Finder** → **Applications** directly to the trash bin.

Q. How do I know if BuhoCleaner worked?

There are a few methods to check, the easiest of which (in my opinion) is to give BuhoCleaner another run-through. Use Flash Clean to scan your Mac again and ensure it removed any unwanted files. If not, they'll be picked up by the second scan.

Q. Do I need to leave BuhoCleaner running or share my location to access the app?

No and no! You can shut down BuhoCleaner after use and open it only when you need it. The app does not require you to share your location, either.

If you have any more questions, please ask away in the comments!

BuhoCleaner takes care of your Mac

So, what do you think? Pretty useful, right? Easy as pie, too! Installing BuhoCleaner is a no-brainer if you want to keep your Mac healthy and speedy.

I loved how the trial version does not have a time limit attached to it, but you can only delete a maximum of 3GB of data at a time. To put it in perspective, I freed up over 120 GB of space running BuhoCleaner. You would need to run the app 40 times via the Trial Version.

Moreover, BuhoCleaner offers a 30-day money-back guarantee should you decide you're not satisfied with the product.

Pros

- Intuitive UI
- Extremely fast
- Easy to use
- Multiple features (not just a file-deleter!)
- One time purchase, affordable pricing

Cons

- Trial version has a 3GB file removal limit

Overall, I'm extremely satisfied with BuhoCleaner's performance and its snappy UI. I was shocked to see the prices that low for an app of this caliber!

Price:

- Single License: **\$9.99** (one payment)
- Family License: **\$14.99** (one payment)
- Business License: **\$29.99** (one payment)

Additionally, although the brand is running a 50% discount deal on all their plans, our readers will get an exclusive 70% off on the Family License (only \$8.99 for a family license + free lifetime upgrade) using our coupon code.

Coupon: IGB3C976B8

Note: *Only the first 50 people will be able to avail of this exclusive discount.*

So, hurry up! Visit this [link](#) to learn how to use the coupon code for your purchase.

[Download](#)

Do you have any questions about the app? Perhaps you'd like to see another app reviewed by the iGeeks team? Let us know in the comments below! We'll do our best to get back to you.