


Quick Answer

- You can pay for your order at Dunkin' using Apple Pay. However, you have to set up your Apple Pay with a payment method beforehand.
- To pay in-store with Apple Pay, open your Wallet app, move your Apple device to the NFC reader at the checkout, and authenticate your payment.
- To pay online, simply select Apple Pay as your payment method on the checkout page. Read on to get more details.

Are you a Dunkin' Donuts fan wondering if they accept Apple Pay? Dunkin' is a popular American coffee and donut chain, and it's the go-to for many in their available locations.



On the other hand, vendors are increasingly adopting Apple Pay due to its convenience and security. It's also one of the most preferred payment methods for Apple users, including me. Hence, many have been asking if Dunkin' accepts Apple Pay.

In this article, I'll address that question. I'll also provide a detailed guide on how to use Apple Pay at Dunkin'.

Does Dunkin accept Apple Pay?

Yes, Dunkin' accepts Apple Pay as a means of payment in their restaurants and self-order kiosks. Besides, you can order ahead via their mobile app and checkout using Apple Pay.

Please note that Apple Pay availability at Dunkin' may vary by location. Some stores may not yet support it.

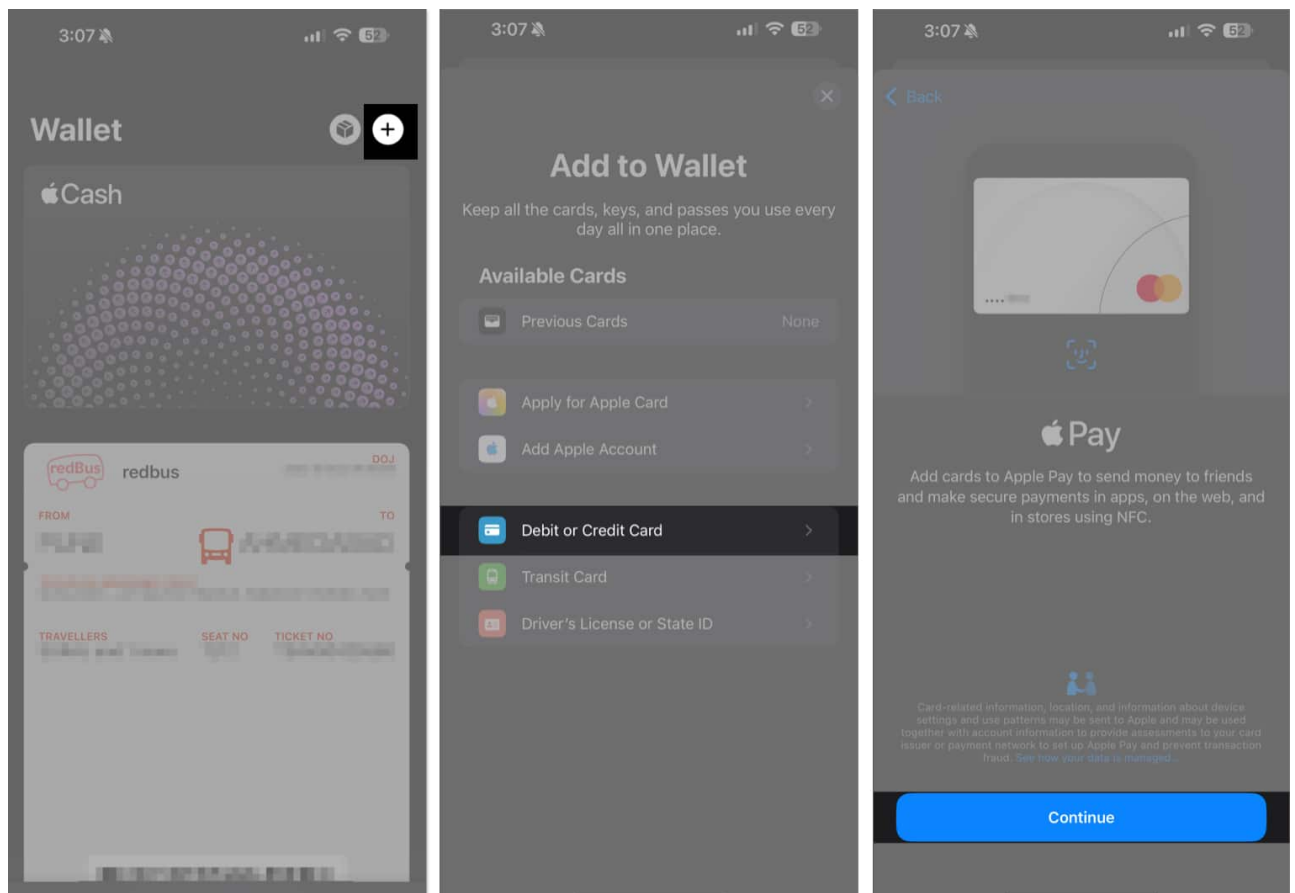
How to use Apple Pay at Dunkin Donuts

Similar to how it's straightforward to use [Apple Pay in stores like Target](#), checking out with Apple in Dunkin' is a breeze. Let me walk you through the steps to pay for your purchases at Dunkin'.

You need to first [set up Apple Pay on your iPhone or your respective Apple devices](#).

If this is your first time using Apple Pay to purchase,

1. Open the **Wallet app**.
2. Tap the **Add** button at the upper right corner.
3. Select **Debit or Credit Card** → tap **Continue**.



4. After that, follow the on-screen prompt on the Wallet app to complete the setup.

Now you can checkout at Dunkin' — app, restaurants, self-order kiosks — using Apple by following the steps below;


How to use Apple Pay on Dunkin iOS app

Dunkin' has a handy mobile app that lets you order ahead and possibly get faster service when you pick up your order. Here's how to use it:

1. Open the [Dunkin' app](#).
2. Tap **Order**, then choose your **pick-up location** and **method**.
3. Browse the menu, and add the items you want to your cart.
4. When you're ready, go to checkout and select **Apple Pay** as your payment method.
5. Tap **Continue** and complete the payment by using Face ID, Touch ID, or your device password.

How to use Apple Pay at Dunkin Donuts Store

1. Open the **Wallet app** on your iPhone or Apple Watch.
2. Next, select the card you want to use for the payment. You can skip this step if you only have a card in your Wallet.
3. Move your iPhone or Apple Watch to **Dunkin's terminal** or **NFC card reader**.
4. Authenticate your payment with Touch ID, Face ID, or passcode when prompted.
5. Keep your iPhone or Apple Watch near (preferably on) the terminal until you see the payment confirmation.



Source cameocafe

What forms of payment does Dunkin Donuts accept?

Besides Apple Pay, Dunkin' accepts various payment options in-store, such as cash, credit/debit cards, Dunkin' Gift Cards, and Google Pay. Through their app, you can use American Express, Discover, MasterCard, Visa, Apple Pay, and Google Pay.

Do note that the availability of these payment methods may vary based on your location.

Also check: [Complete list of stores that accept Apple Pay](#)

Signing off...

Dunkin' accepts Apple Pay for payments at their restaurants, self-order kiosks, and on their mobile app. You can use the steps outlined in this piece to make purchases with Apple Pay in-store and through the app. If you have any more questions, check out the FAQs or leave a comment below.

FAQs

Does Dunkin take Apple Pay in the drive-thru?

Yes, Dunkin accepts Apple Pay in the drive-thru. You simply have to set up your Apple Pay and use the steps I've discussed in this piece to pay at the physical store with your Apple Pay.

What to do if Apple Pay is not working in the Dunkin app or in-store?

If [Apple Pay is not working](#) in the Dunkin' app or in-store, you should check the payment method (card) connected to your Apple Pay. It's possible that you don't have sufficient funds on the card. Also, verify that the payment method connected to your Apple Pay works and contact your bank if the issue persists.

Does Dunkin Donuts accept Google Pay?

Yes, Dunkin' Donuts accepts Google Pay both online and in-store.

Also Read :

- [Does CVS take Apple Pay?](#)
- [Does Walgreens take Apple Pay in 2025? \(A complete guide\)](#)