

If you are using two or more Apple Watches with the same Apple ID, all of those will appear under the same name on your paired iPhone. Thus, changing the name of your Apple Watch becomes a necessity.



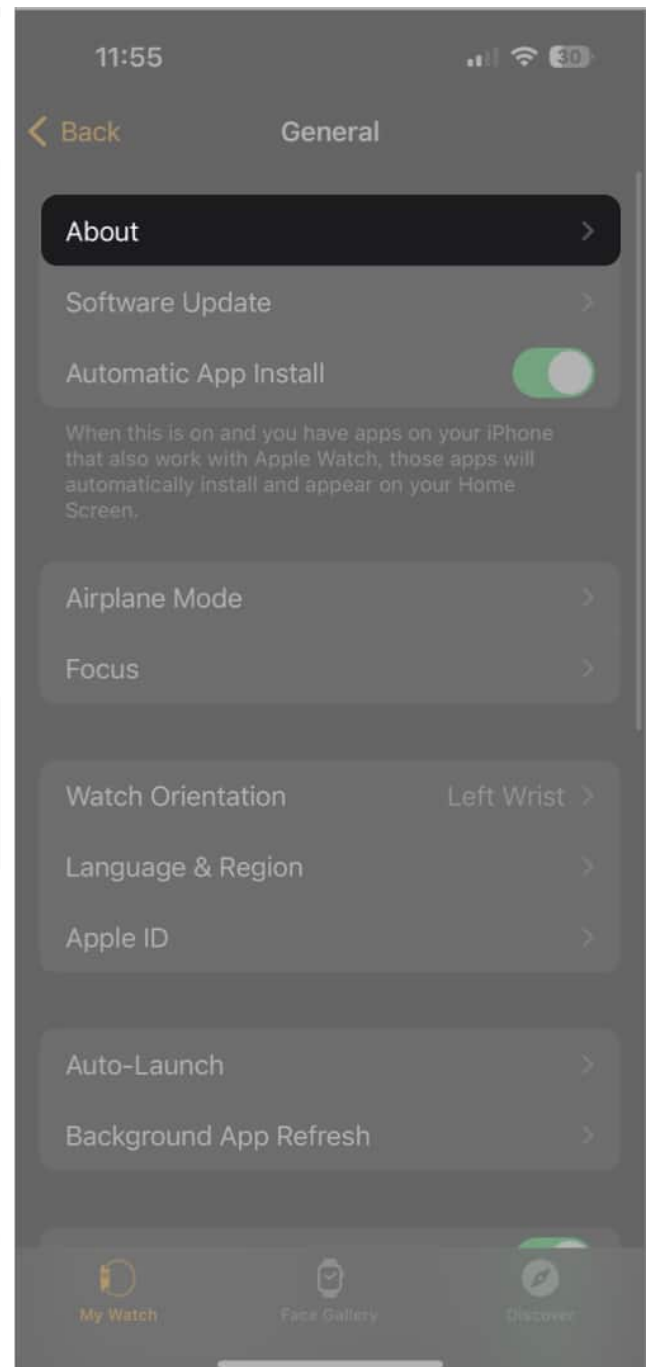
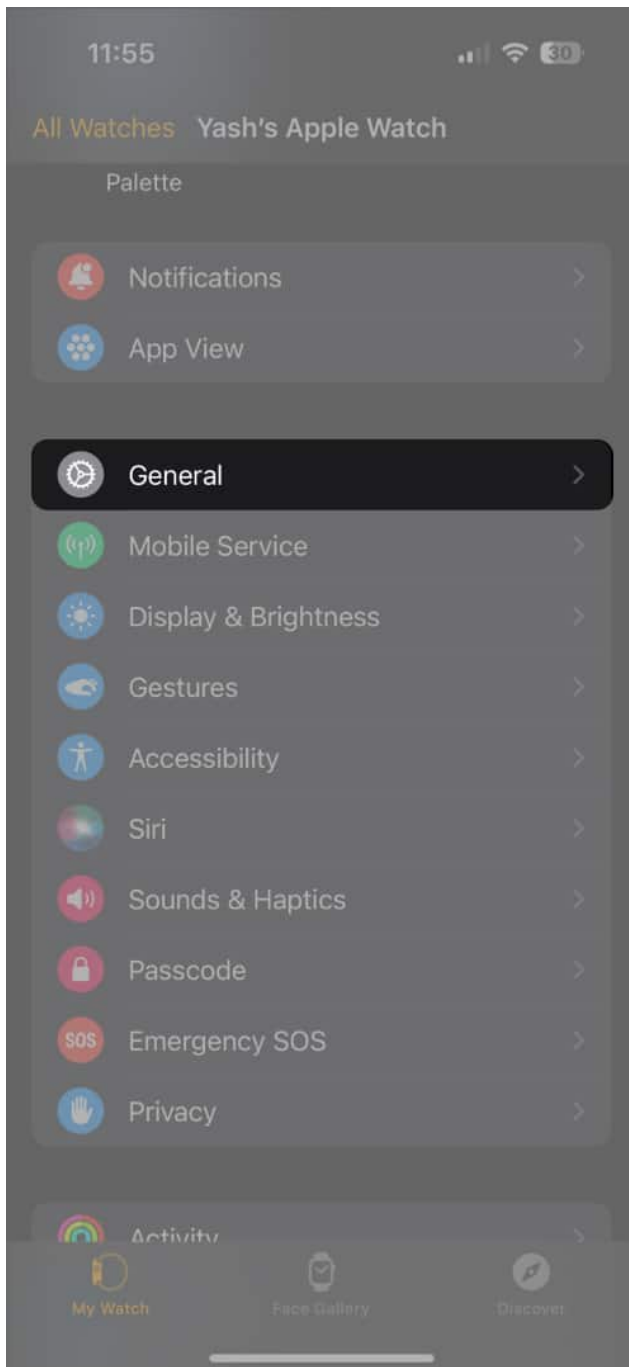
Wondering how it's done? Here's a step-by-step guide on how to rename your Apple Watch. Go ahead, personalize your Apple Watch name, and make it more identifiable!

How to rename your Apple Watch

When you [set up an Apple Watch](#), the system automatically assigns a name corresponding to the paired iPhone.

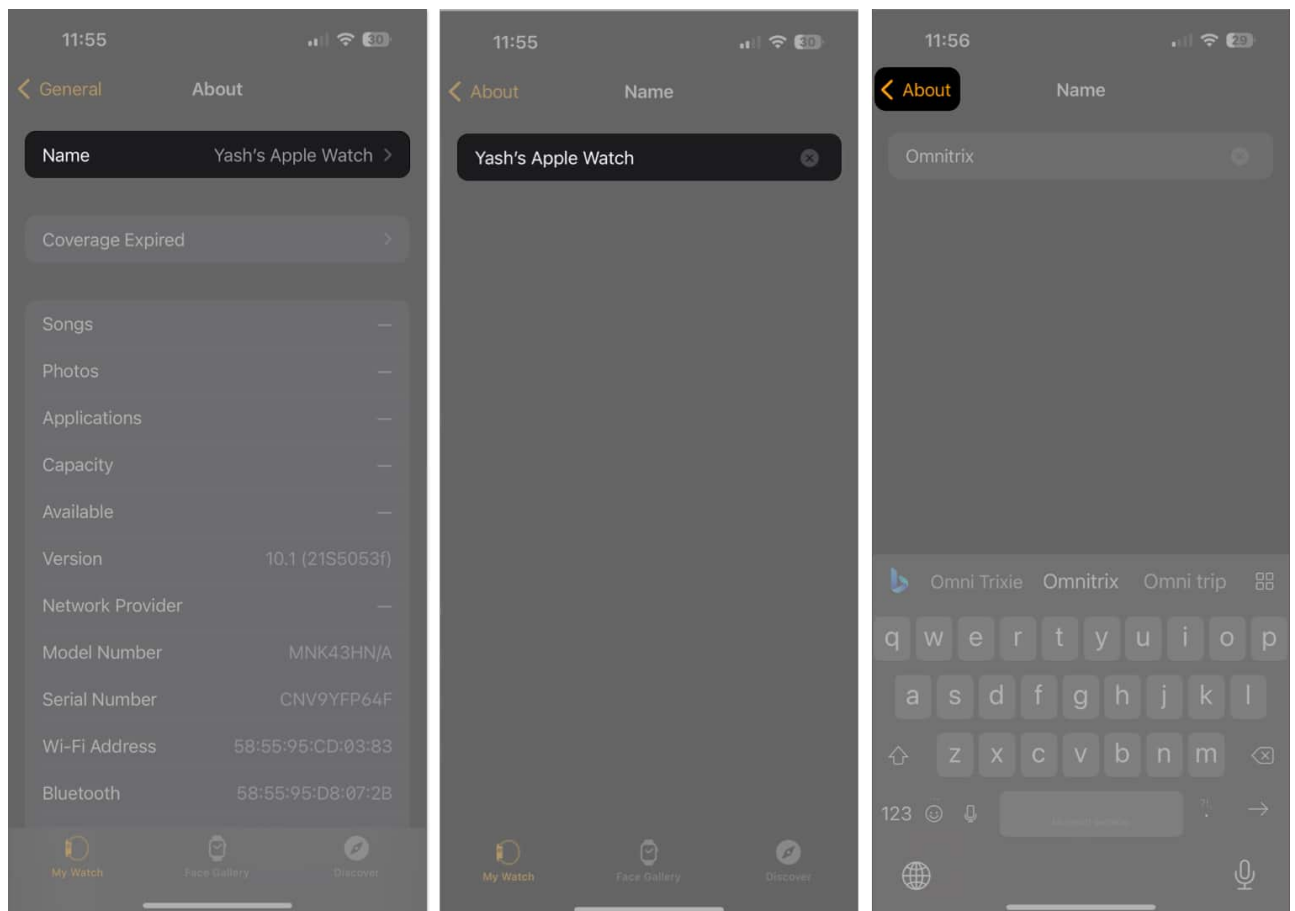
Interestingly, you can't change the name directly on the Apple Watch. You will need the paired iPhone to do so.

1. Launch the **Watch app** on your iPhone.
2. From the My Watch tab, go to **General** → **About**.



3. Select **Name** → **Change the name** of your Apple Watch.

4. Finally, tap **done** at the bottom of your keyboard or **About** to save your preferences.



If your Apple Watch is connected to other Apple devices, the change in name will be reflected on those devices as well. Don't worry if you can't spot the change immediately; it usually tends to take some time.

Importance of renaming your Apple Watch

Although renaming an Apple Watch is a simple process, you may wonder whether doing so is a good idea or not. Let me explain.

- By changing the name of your Apple Watch, you can easily identify it when connected to multiple devices or when managing several Apple Watches from the same device.
- If [Apple Watches are set up via Family Sharing](#), you can distinguish one from another easily.
- If you ever find yourself in a situation where you either need to [create or retrieve an Apple Watch backup](#), finding the right device becomes easier.
- Finally, apps like Walkie-Talkie will start to reflect your personalized profile, which

makes it more fun to use.

Wrapping up!

By following the steps outlined in this guide, you can easily rename your Apple Watch to whatever you want. So go ahead and give your Apple Watch a new name and enjoy the personalized experience it offers!

Did you find this helpful? Please take a moment to leave your thoughts in the comments below.

Read more:

- [How to ping Apple Watch from iPhone and vice-versa](#)
- [How to change and customize Apple Watch face](#)
- [How to view Apple Watch live cycling metrics on iPhone](#)
- [How to change Apple Watch default ringtone](#)