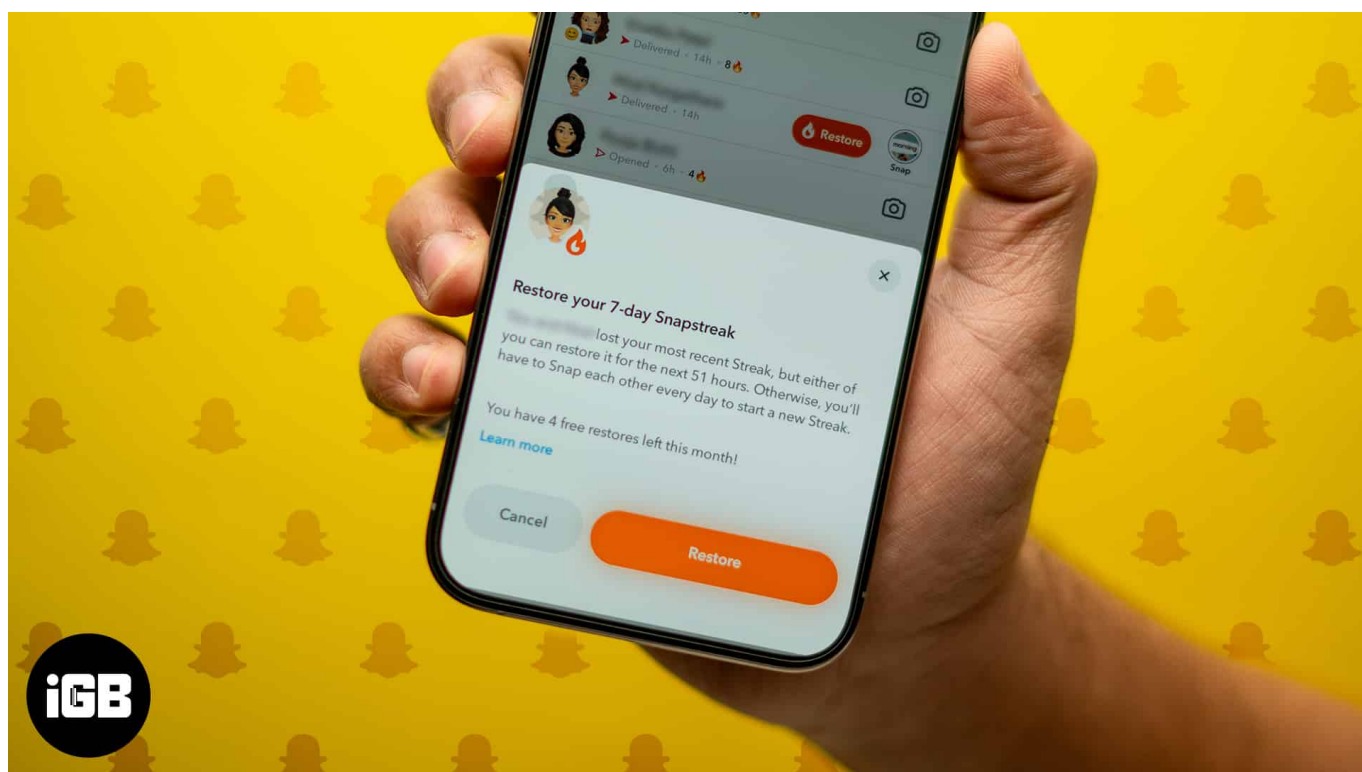


Like real-life relationships, Snapstreaks is a two-way process; a single person can not maintain one. Snapchat streaks not only help you stay connected with friends, but they also help you stay informed about your friend's whereabouts and well-being. Thus, seeing your beloved Snapstreak vanish can be really frustrating. It happens when either you or your Snap friend fails to send a photo or video snap to each other, even for a day.



#image_title

Luckily, Snapchat allows you to restore your Snapstreak within a limited time. Keep reading to learn how to restore Snapstreak in Snapchat.

How does a Snapchat streak work?

Before you proceed to learn how to restore your Snapchat, let's have a quick recap of how Snapchat streaks actually work. A Snapstreak starts when you and your Snapchat friends send photo and video snaps (not chats) back and forth for three consecutive days. You can even use multiple [Snapchat filters](#) at once to make your snaps look more creative. Once the Snapstreak starts, a Fire emoji, along with the number of days representing the streak's duration, will appear next to your friend's name on your chats list.

To maintain the Snapstreak, both you and your friends must send a snap to each other once in 24 hours. Missing even a single day results in the Snapstreak vanishing. To help you remember that a streak is about to vanish, Snapchat adds an Hourglass emoji next to your friend's name in the chat list. So, if you ever see the Hourglass emoji, you or your friend or both haven't shared a snap in the last 24 hours.

How to recover a Snapchat streak

As mentioned, the Snapstreak vanishes if you miss even a single day. While Snapchat now officially offers an option to restore a lost streak, sometimes a technical glitch might be the reason behind the streak vanishing. However, to ensure you stay hooked on the app, Snapchat also offers the potential to restore the streak lost due to a technical issue.

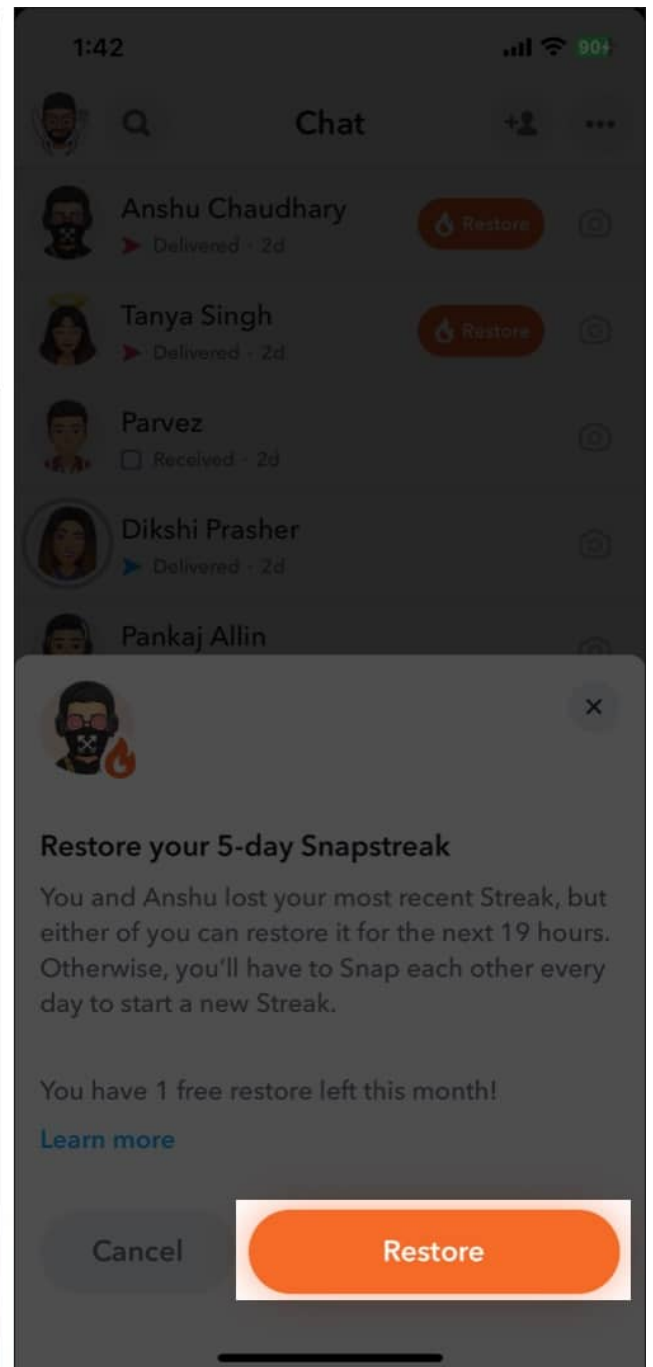
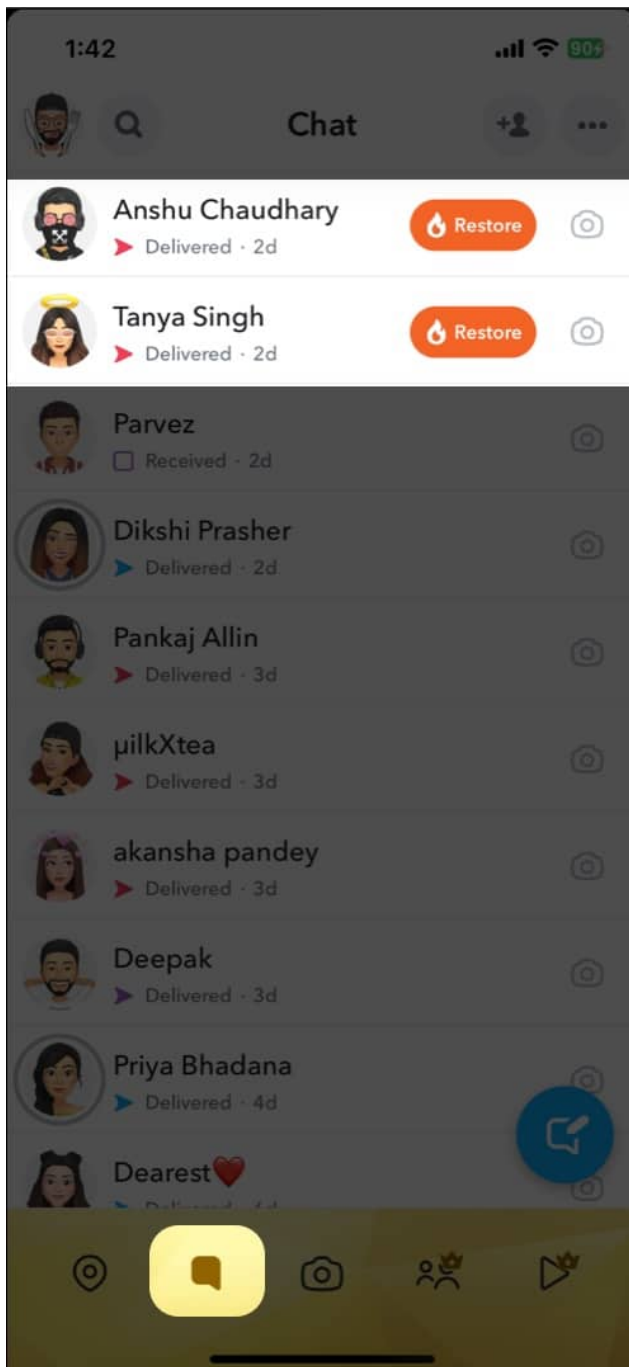
Here's how you can restore a Snapstreak with or without the Restore option:

1. When the option to restore is available

Beginning March 2023, Snapchat added the Snapstreak restore feature to let users restore their lost Snapstreak with friends. While Snapchat Plus users get up to Five free restores in a month, non-Snapchat Plus users only get One free Restore.

However, if you have exhausted your free restore quota, you can still restore Snapchat by paying a 99-cent fee.

1. Open the **Snapchat** app and tap the **Chats** button in the bottom menu bar.
2. Here, locate the lost **Snapstreak** in your chats list.
3. Now, tap the **Restore** button next to the chat if available.
4. Finally, tap the **Restore** button when the confirmation prompt appears.



Note

You cannot restore the streak if you don't see a Restore button next to chat. This is because a lot of time has passed since the streak was broken.

2. Restore Snapstreaks by contacting support

While you can easily restore a Snapstreak if the restore button is available, many users have reported their streak wasn't restored even after using the free Restore. If the same case applies to you, contacting Snapchat support is your last resort. Here's how you can:

1. Head to the [Snapchat Restoration Request](#) page.
2. Now, fill out the available form and click the Submit button at the bottom.

Username

Your Snapchat username (no spaces), or write 'none'

Email

Email associated with your Snapchat account (if applicable)

Mobile Number

Include country code (e.g. +1-202-555-0192)

Device

Include brand, model, and model series

Friend's Username (limit 1 per submission)

Your friend's Snapchat username (no spaces)

When did you start having this issue?

Today, since the last update, 01/31/18, etc.

How long was your Snapstreak before it expired? (optional)

Numbers only, no letters or symbols

Did you see the 🕒 icon? (optional)

Description

Note

If your negligence caused the lost Snapstreak, the Snapchat support team won't be able to restore it for you. They will only restore the streak if a technical glitch causes it.

Snapstreak restored....

And here you go—this was all you needed to learn about how to get your lost Snapstreak back. However, always remember that Snapstreak is a two-way thing. If the other person is not interested in maintaining it, using your free restore to recover such streaks is a Restore wasted.

Still have a doubt or an issue? Feel free to reach out to us via comments.

FAQs

How much does it cost to restore a Snapstreak?

While you get one free restore each time, you can pay a 99-cent fee to restore a streak once you exhaust the free restore.

How to see all your streaks on snapchat?

Head to the chats list in the Snapchat app and tap on Streaks at the top menu bar. Once done, Snapchat will only show the chats with which you have an active Snapstreak.

How long does the 🕒 last on Snap?

Once an Hourglass emoji appears next to your friend's name, you and your friend have approximately 24 hours to exchange a snap. Once done, the emoji will disappear. Alternatively, the emoji will automatically disappear if both of you fail to oblige it.

Read more:

- [How to remove someone from a Snapchat group](#)
- [How to tell if someone has Snapchat Plus subscription](#)
- [How to screenshot on Snapchat without them knowing](#)
- [How to use Snapchat's My Eyes Only feature on iPhone](#)