


## Key Takeaways



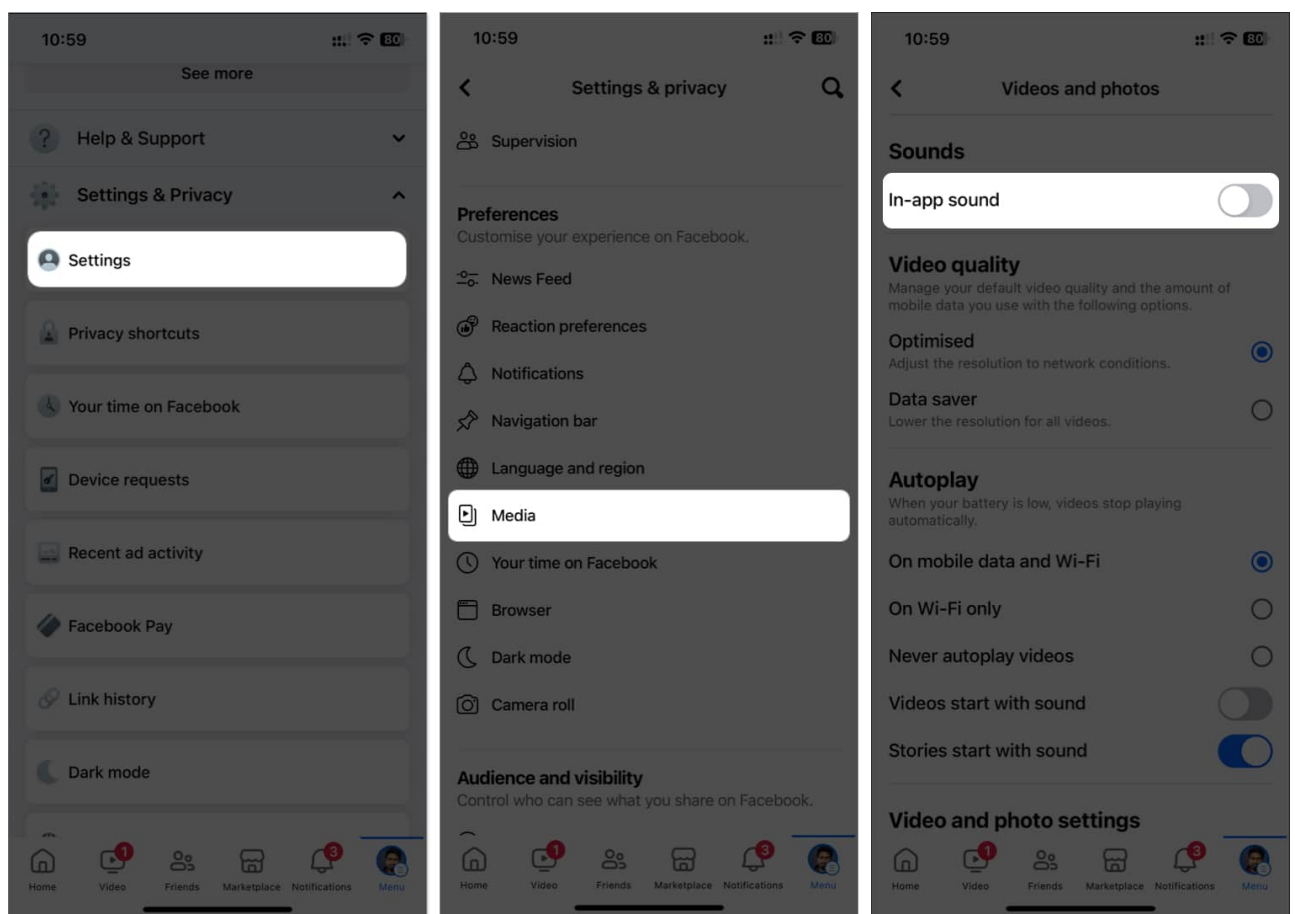
- Facebook introduced in-app sounds in its new version. When you comment on a post or refresh/scroll the news feed on your iPhone, you get a chirping sound.
- You may turn off Facebook in-app sound effects to get rid of annoying chirping sound when scrolling. You can do this for Facebook Messenger if facing the same.
- To turn off Facebook in-app sounds, open **Facebook** and navigate to the **menu** → **Settings and Privacy** → **Settings** → **Media** → Toggle off **In-app sound**.

Are you trying to turn off the annoying chirping sounds on Facebook on your iPhone? I know it might have appeared out of nowhere. Many users on [Apple forums](#) and [Reddit](#) have reported the same. Facebook added in-app sound effects on Facebook in its new version.

As a result, when you scroll the news feed, comment, post, and refresh the feed, you get a sound. Although you can mute your iPhone, it isn't an ideal solution. Fortunately, you can disable these sounds. In this guide, I'll show you how to turn off in-app sounds on Facebook on your iPhone.

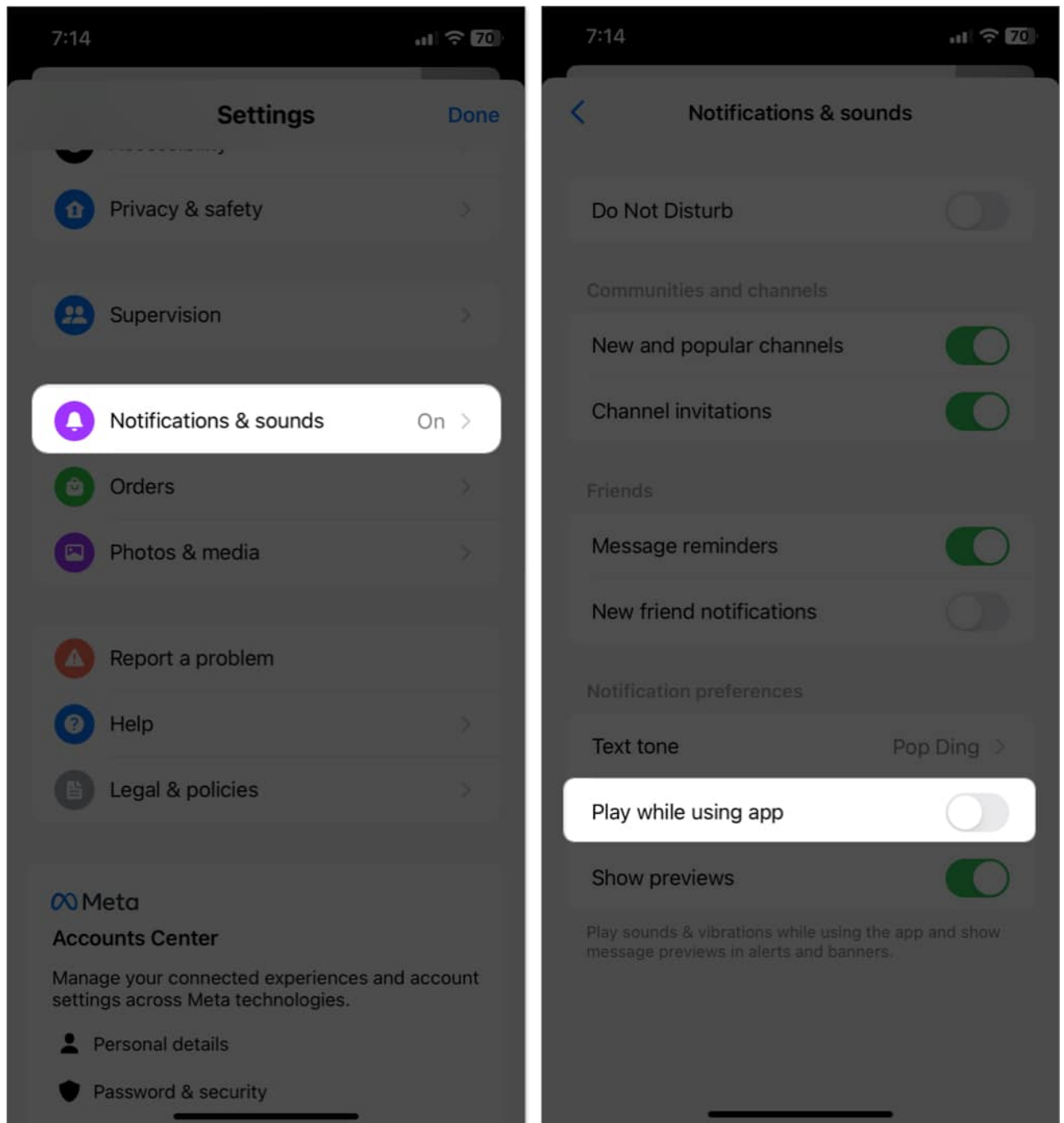
## How to turn off Facebook's in-app sound effects on iPhone

1. Open **Facebook** and tap on **three vertical lines** at the bottom right.
2. Scroll down to **Settings and Privacy** and tap **Settings**.
3. Scroll down to **Preferences** and tap **Media**.
4. Toggle off the **In-App Sound** option.



## Turn off Facebook Messenger sounds on the iPhone

1. Open **Messenger**.
2. Tap **three vertical bars** at the top right corner.
3. Select **Settings icon**.
4. Tap **Notifications & sound** and toggle off **Play while using app**.



## Successfully turned off annoying Facebook sounds on iPhone!

That's it, people. It was that simple! Turning off the chirping scroll sound is a great help, especially if you are using Facebook in public or listening to music. So, disable the annoying sound, and enjoy browsing the app seamlessly.

Did you find this article helpful? Share your feedback in the comments below.

**Read more:**

- [How to lock Facebook profile on iPhone or web](#)
- [How to see who unfriended you on Facebook on iPhone](#)
- [Best social media apps for iPhone and iPad](#)