

With Instagram Stories, you can take a sneak peek at your friends and family, crushes, or even celebrities, which helps you know what they're up to. With privacy in mind, Instagram lets users see who viewed their Stories. So, if you are looking for ways to view Instagram Stories anonymously, you are at the right place. This post details how to watch Instagram Stories without getting noticed.

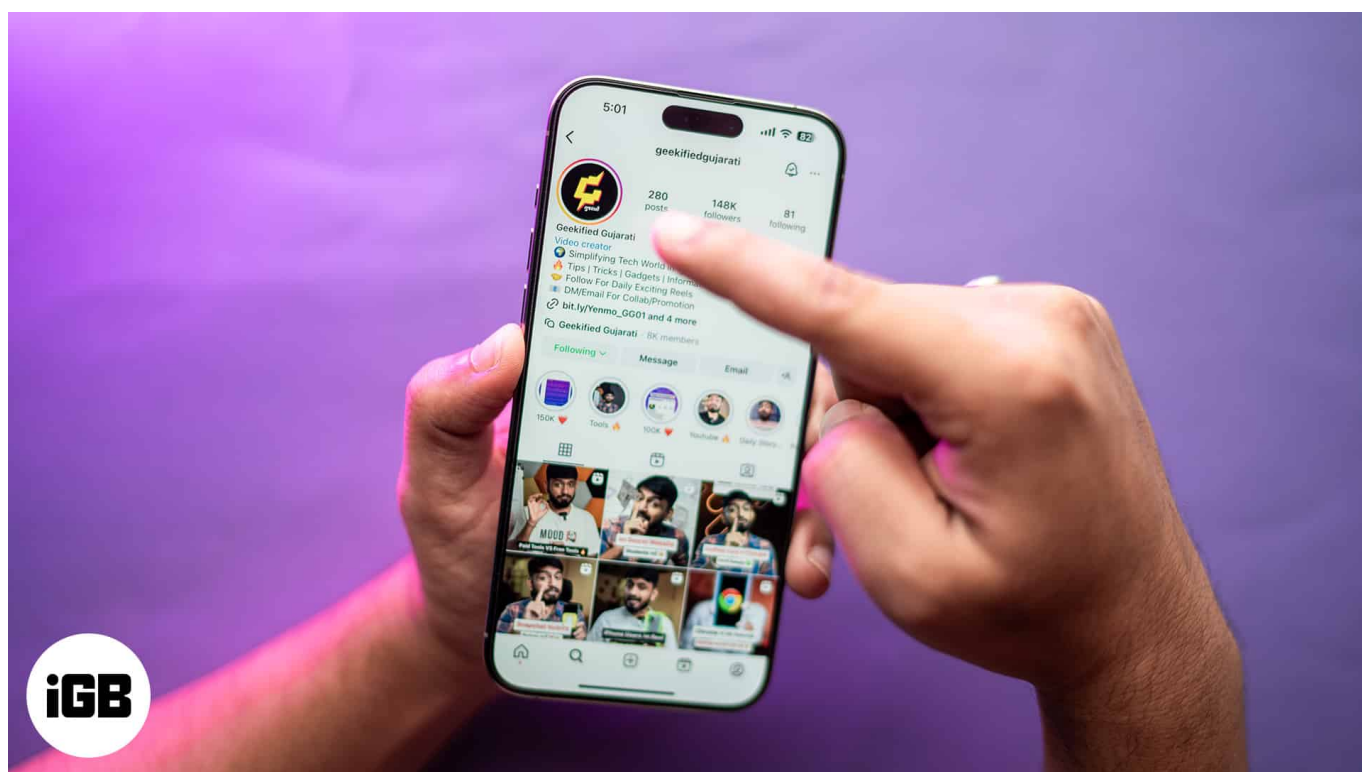


Table of Contents

- [Can you view Instagram Stories anonymously?](#)
- [4 Ways to view Instagram Stories anonymously](#)
 - [1. Use Airplane Mode](#)
 - [2. Use third-party online tools](#)
 - [3. Create a new Instagram account](#)
 - [4. Slide and view from adjacent Stories](#)

Can you view Instagram Stories anonymously?

Considering Instagram's strict privacy policy, there isn't a single legal way to view someone's Instagram Stories anonymously. But there may come an instance where you might need to. Whether it is simply for privacy concerns, or you want to stalk your crush (I

don't endorse this though) without them knowing, a few workarounds do exist.

However, it is also important to remember that each method has its own limitations. And watching Instagram Stories of private accounts is next to impossible.

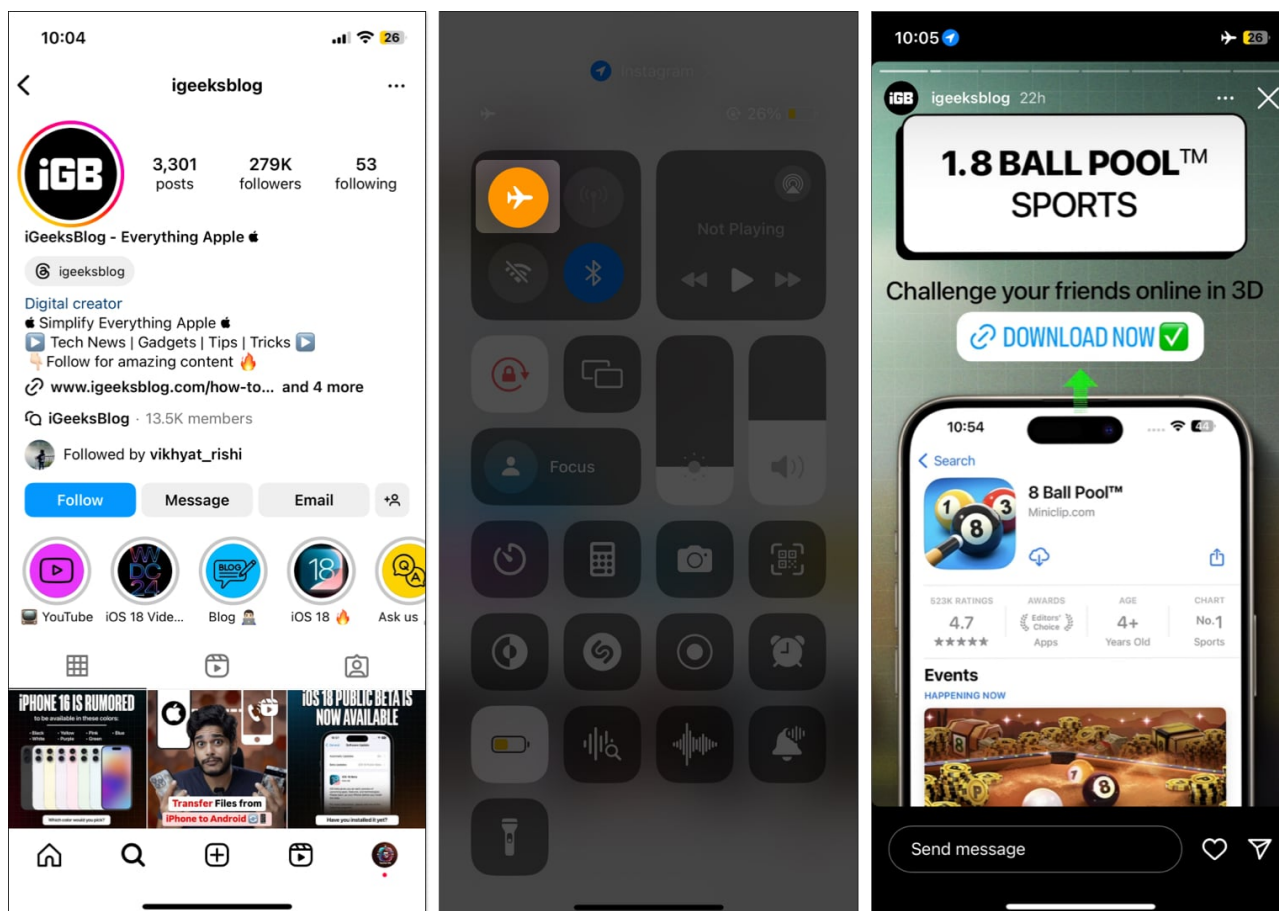
4 Ways to view Instagram Stories anonymously

There are four sure-shot ways to view Instagram Stories anonymously, and the one I often use is watching Stories through my secondary Instagram account, which no one knows about. However, if you don't have a secondary Instagram account, I do have other workarounds for you.

1. Use Airplane Mode

Using Airplane Mode is the simplest way to view someone's Instagram story without your username appearing in the seen viewer's list. However, this method works only for a single story as there will be no internet connection for the next story to load, which is the basic requirement to view multiple Stories. Here's how you can do it:

1. In the **Instagram** app, open the **profile** of the person whose story you want to view anonymously.
2. Wait for the Instagram story to load.
3. Now, turn on **Airplane Mode** to disconnect your iPhone from the internet connection.
4. Head back to the Instagram app and tap the **User's profile** to view their Instagram Story anonymously.



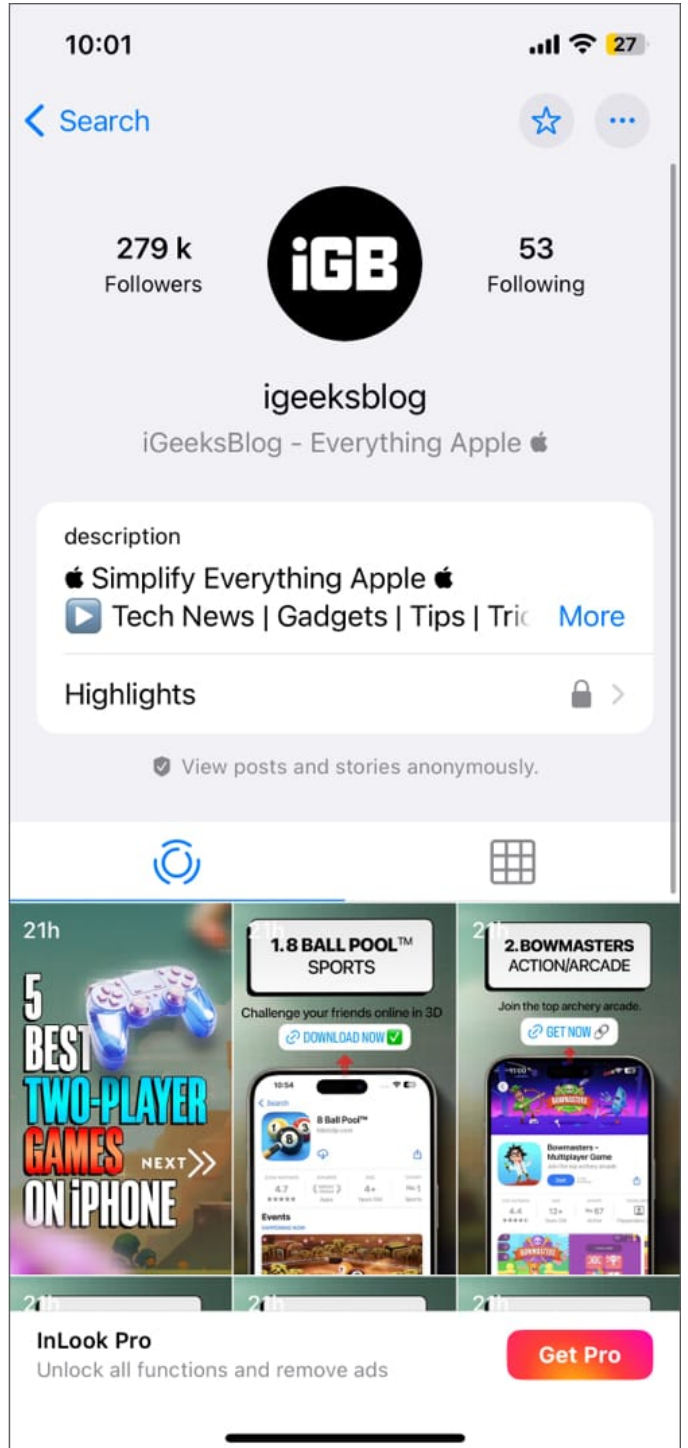
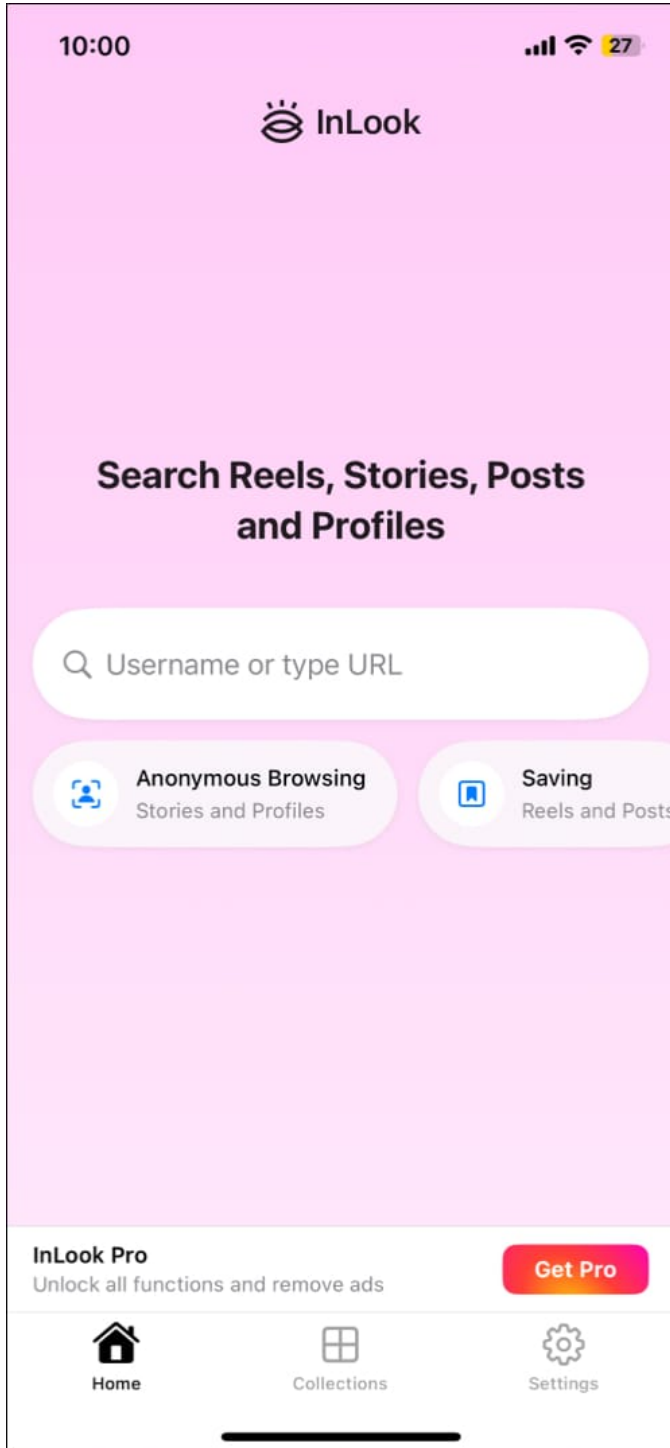
5. Once done, **close** the Instagram app completely, then turn off the **Airplane Mode**.

Note

Closing the Instagram app completely before turning off the Airplane mode ensures your view stays hidden.

2. Use third-party online tools

Several third-party apps and websites, such as InLook, offer functionalities that the official Instagram app might never offer. One such functionality is the ability to view Instagram Story just by entering the Instagram username. Some third-party websites, such as **StoriesIG** and **Insta Stories Viewer**, also allow you to [download Instagram Stories](#).



However, exercising caution when using these third-party apps and websites is important, as they pose privacy and security risks. One should avoid entering any private information whenever possible.

3. Create a new Instagram account

Another straightforward way to view someone's Instagram story anonymously is to use a secondary Instagram account. If you don't already have a secondary account, you can easily create one. Give the secondary account a different name from yours so the other person can not identify or interpret it as you.

1. Open the **Instagram** app and tap & hold your **Profile button** at the bottom right corner.
2. Here, select your **Secondary account** from the pop-up menu.
3. Now, use this account to view anyone's Stories you want. This won't reveal your real identity to them.

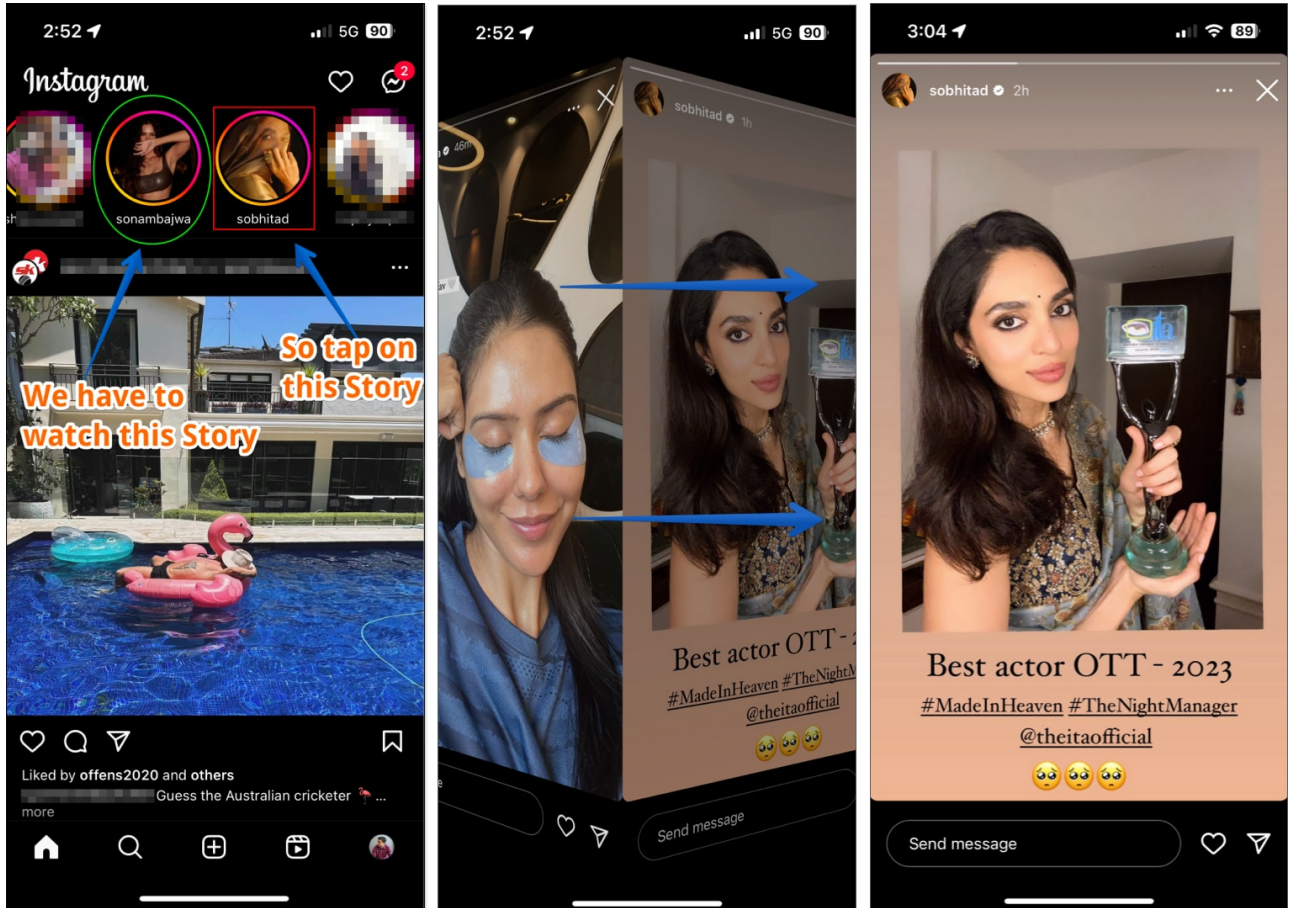
Note

You can only view stories from Public Accounts. For a private account, you must send a follow request, and once the user accepts your request, you can view their stories.

4. Slide and view from adjacent Stories

While you won't be able to view complete Stories using this method, you can get a peek into the Instagram story's content. Here's how:

1. In your Instagram feed, tap the account story before the one you want to view anonymously.
2. Here, touch & hold and swipe right partially to view the first frame of the next Instagram account's story.



You can make out what's happening by viewing the first frame of the Instagram story without registering your name in the viewer's list.

To view the last frame of the intended story, open the Instagram account story next to it, then touch & hold and make a partial left swipe.

Incognito mode activated...

That's how you can view Instagram Story anonymously. While you may have several reasons to do so, it is important to respect others' privacy. As already mentioned, each method has its own pros and cons, so use them while keeping privacy and safety in mind.

Do you know of another way to view Instagram Stories privately? Do share it with me in the comments; I would love to incorporate it.

FAQs

Is there a way to view Stories on private Instagram?

You can only view a private Instagram account story if you follow the account. Yes, you can use some third-party apps or websites, but privacy and security risks are associated with them.

Can someone see that I viewed their Instagram story if we are not friends?

Even if the account is public and you don't follow each other, they can still see your username in the seen viewers list.

How can I see hidden Stories on Instagram?

You can use the **InLook app** to see Instagram Stories hidden from you that are otherwise public.

Check out more articles on Instagram:

- [How to download Reels on Instagram from iPhone](#)
- [50+ Tips to use Instagram on iPhone](#)
- [How to check who viewed your Instagram Highlights](#)
- [What happens when you restrict someone on Instagram? Explained](#)