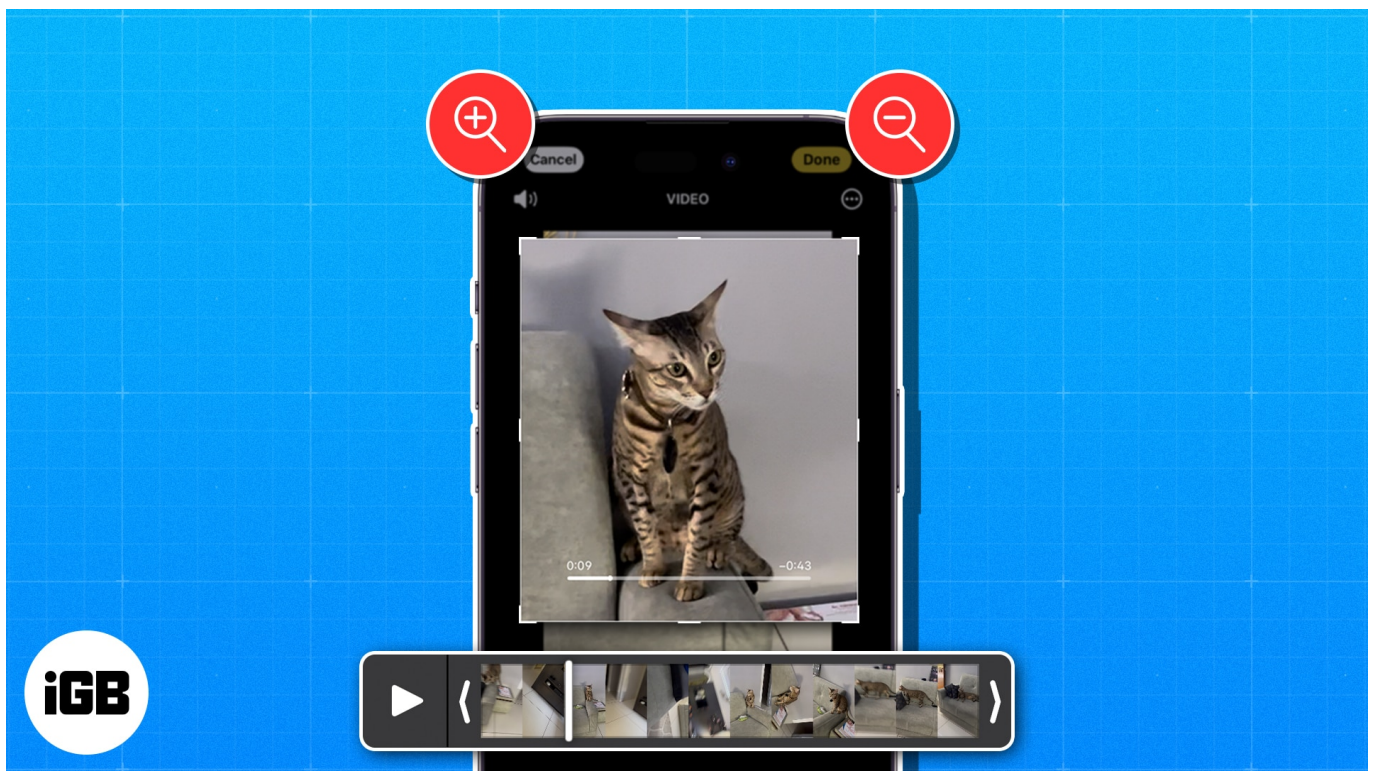
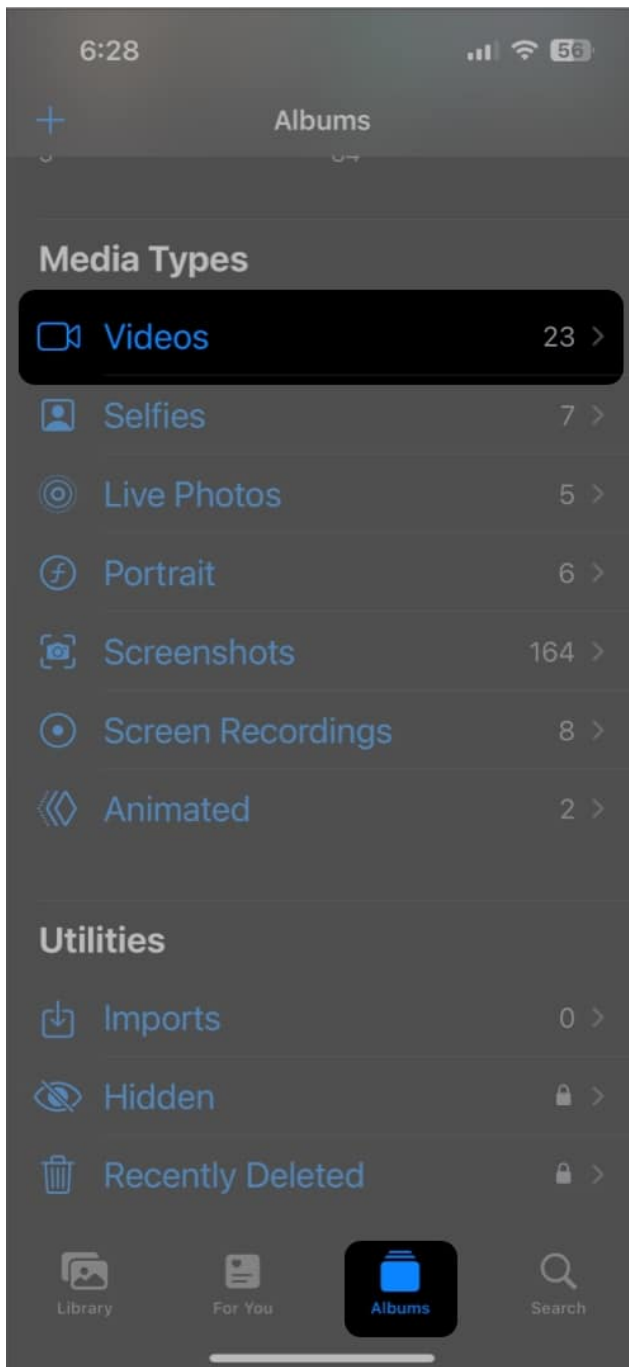


Video and photo tools on the iPhone and iPad are pretty incredible. Now, while you are watching a video inside the Photos app, you might want to zoom in and look at some finer details. Well, iOS allows you to do this very effortlessly. The steps to zoom into a video is similar to that of zooming a photo. Suppose you are watching a video of your kid's birthday. Now, you want to zoom in and see her smile or her excitement while she is cutting the cake. Using the following steps, you can zoom a video to see things with a closer view.



How to zoom in or out of videos while watching them on iPhone or iPad

1. Go to the **Photos app** → Open the **video** you want to zoom into.
2. With the video playing, **pinch out to zoom in** or **pinch in to zoom out**.


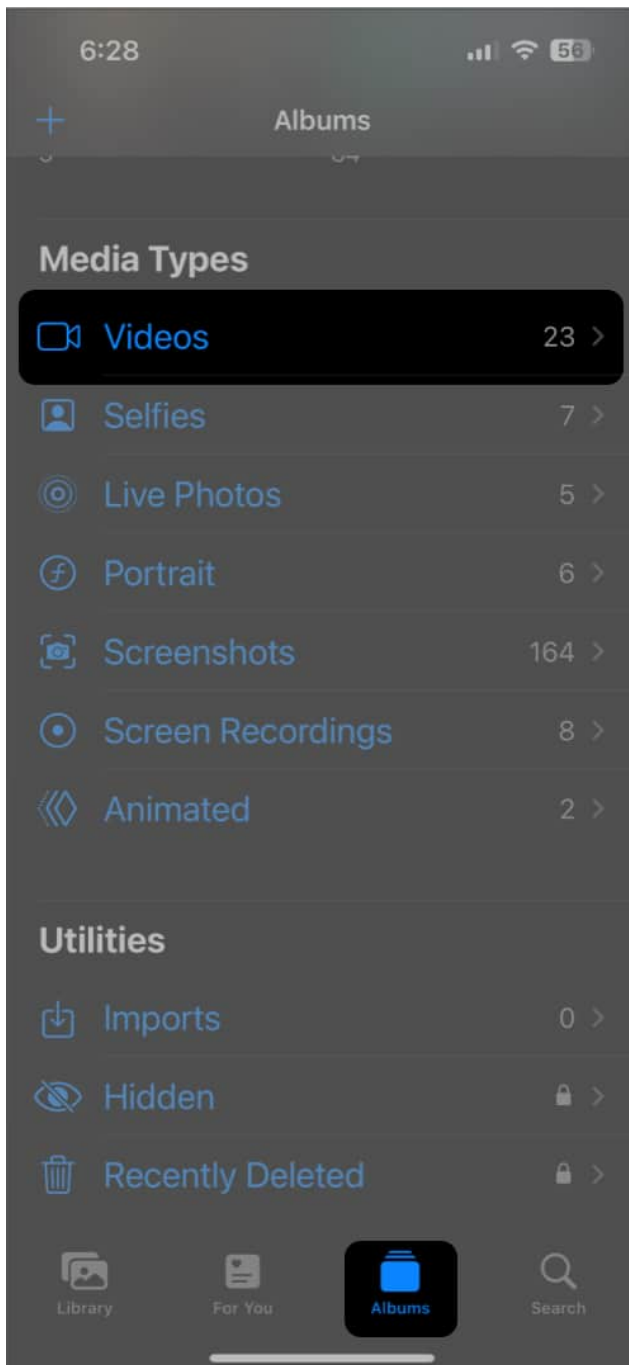


Tip: You can also use this pinch gesture while watching videos on YouTube or Instagram.

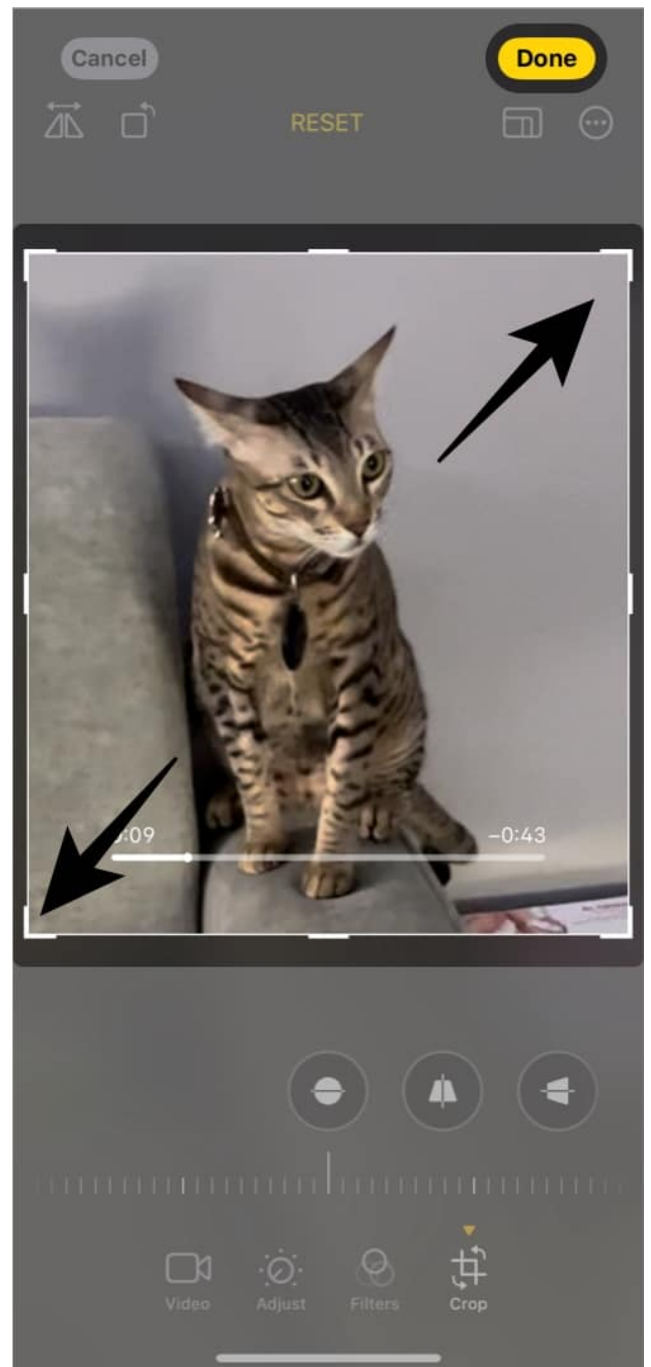

How to zoom in or out of videos while editing them on iPhone or iPad

Your iPhone also lets you zoom in or out of videos while editing them. If you didn't know this, here's how it all works:

1. Open the **Photos app** → Open a **video** → Tap **Edit**.



2. Select **Crop** from the list of editing tools.
3. Now, **pinch out to zoom in** or **pinch in to zoom out** of the video.
4. **Use the guides to resize the video** as per your preference → Tap **Done**.



See the finer details in your videos!

Zooming into your videos can help you see the finer details and enhance your video-watching experience on your iPhone or iPad. That's how you can enhance your video watching experience on your iOS device! Have any feedback for us? Feel free to share it

with us in the comments.

FAQs

How to zoom in while recording videos on my iPhone?

You can use the pinch gesture to zoom the video while recording on your iPhone. To zoom out completely, tap the **0.5x** button on the screen.

How to zoom if the pinch gesture is not working on your iPhone?

If the pinch gesture is not working on your iPhone, you must enable zoom accessibility. Go to **Settings** → Open **Accessibility** → Select **Zoom** → Toggle on **Zoom**. Now, customize the zoom settings.

Also read:

- [How to remove audio from video on iPhone](#)
- [How to blur a video on iPhone](#)
- [How to take pictures while recording video on iPhone](#)
- [How to zoom in Instagram profile picture on iPhone](#)