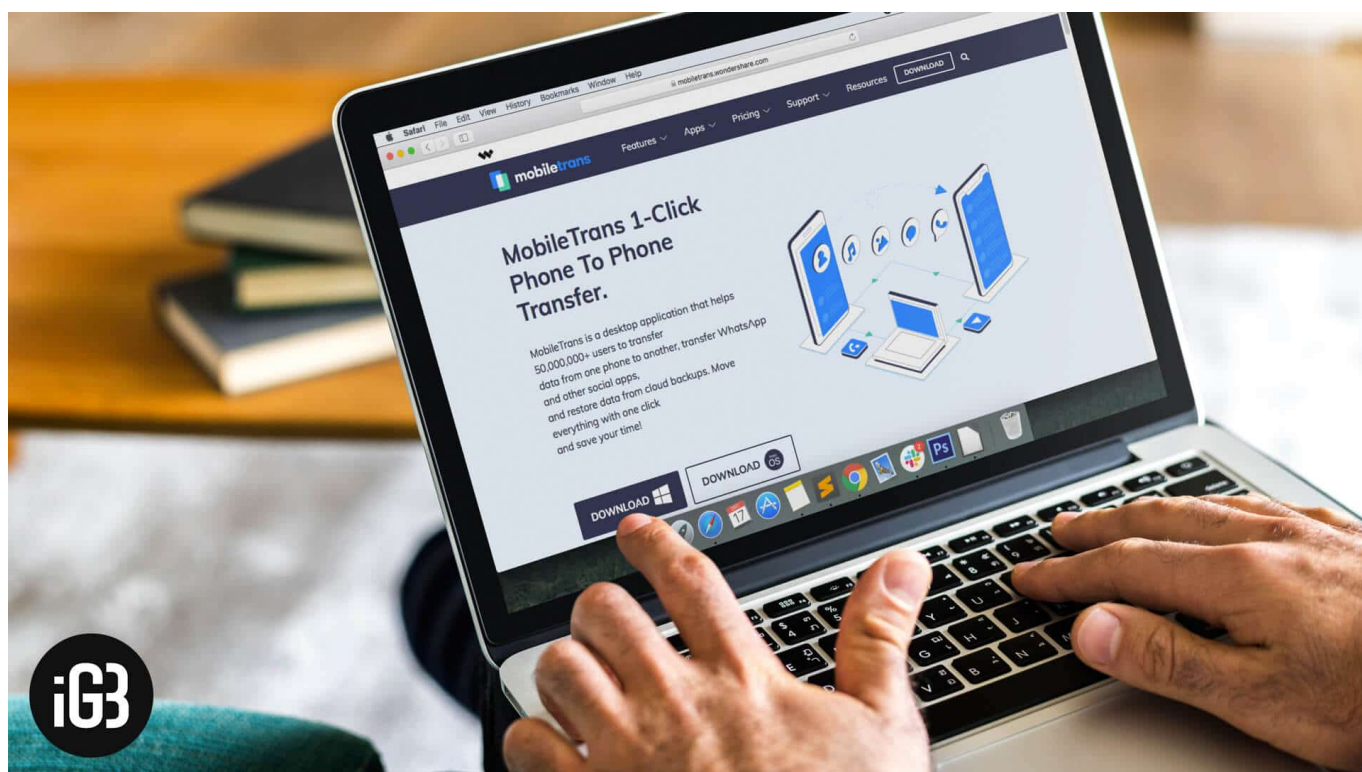


In a digital world where people store more sensitive data on phones than on homes, the need to have a versatile mobile device manager and a seamless transfer tool is paramount. While there is no dearth of such tools in the market, very few of them are reliable, secure and can [transfer WhatsApp data from Android to iPhone](#) or vice-versa with ease. And that too without any compromise.



“MobileTrans” - the phone to phone transfer software for Mac and Windows - aims to bridge the gap by making data transfer a painless exercise. Not just that, the tool also works as a super handy mobile device manager for both iPhone and Android offering a straightforward way to back up and restore data. In this detailed rundown, I have taken a close look at Wondershare MobileTrans to see how well it can [transfer data between iOS, Android, and Windows phone](#). So, let the review begin!

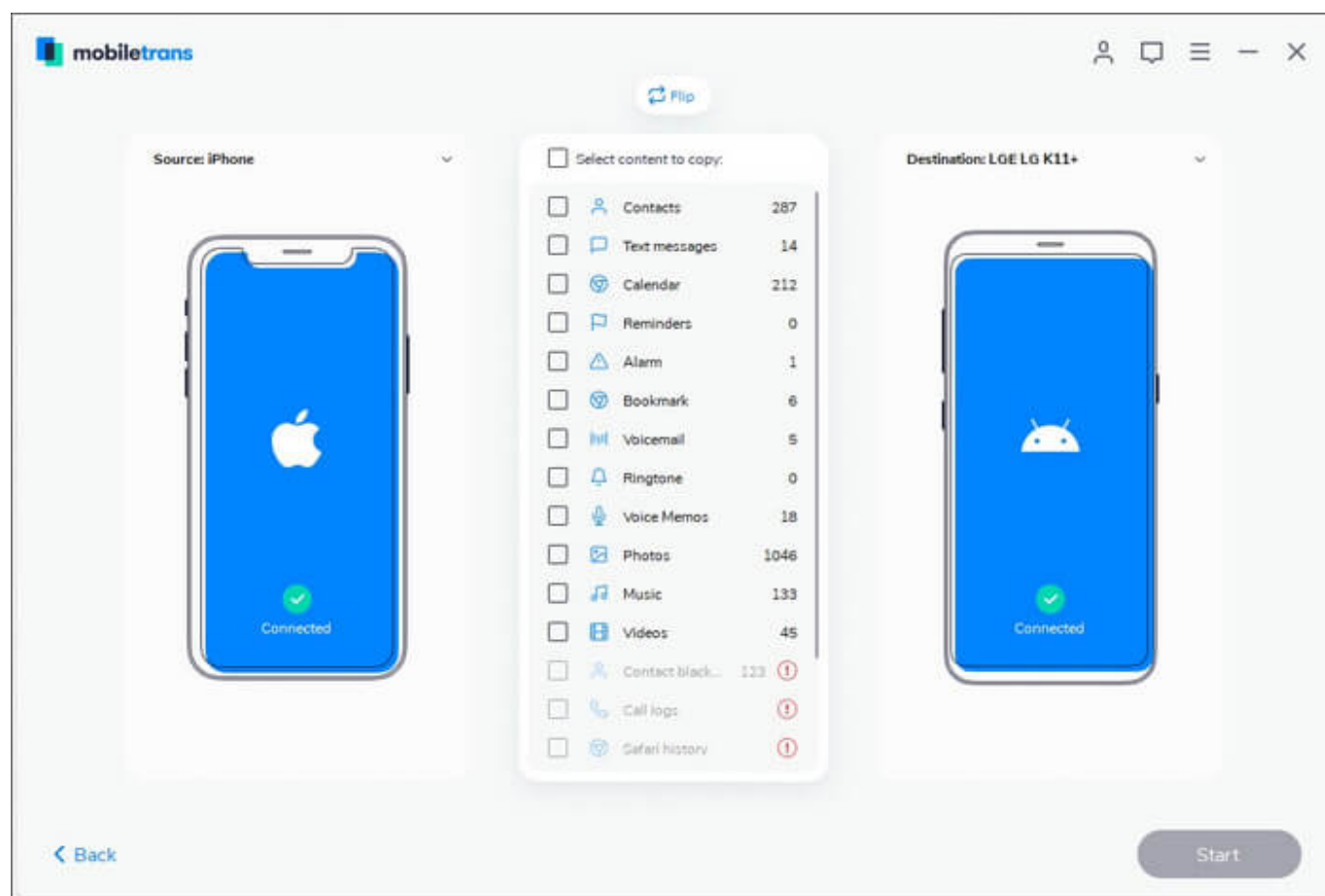
## **MobileTrans Review: Most Versatile Data Transfer Tool for iPhone and Android**

### **Seamlessly Transfer Data Between Phones Cutting Across Different**

## Brands

A notable feature of MobileTrans is the ability to transfer data from one phone to the other with consummate ease. The software works with not only iOS, iPadOS, and Android devices but also Windows phones. Thus, it takes incompatibility out of the picture, ensuring you can handle data without any roadblock.

Depending on your needs, you can transfer specific data like contacts, photos, apps, videos, messages, and more between iPhone, iPad, and Android devices. As for the process, it hardly takes a couple of clicks. Moreover, all the transferred data remain secure and in its original form.



The phone-to-phone transfer software is pretty lightweight and has a clean interface. Therefore, it runs without any lag and is also quite easy to use. As someone who prefers to go through a minimal learning curve, I have found MobileTrans in line with my taste as far as simplicity is concerned.

## **Transfer WhatsApp Data With Chat History Intact**

While WhatsApp remains by far the most popular and feature-rich messaging app across platforms, it lacks an essential feature – data transfer across platforms. And this is where software like Wondershare MobileTrans has a role to play.

The phone-to-phone transfer software excels in transferring WhatsApp between devices. Better still, it keeps the entire WhatsApp chat history intact. To offer the additional safeguard to all of your memories including messages, photos, videos, and attachments, you can back up your entire WhatsApp data to your computer and restore it as and when you want.

Not just WhatsApp, the tool also works with a host of messaging apps like WeChat, Viber, Line, Kik, and more. So, you shouldn't worry about losing your memorable chats when moving from one iPhone to the other or switching from one platform to the other.

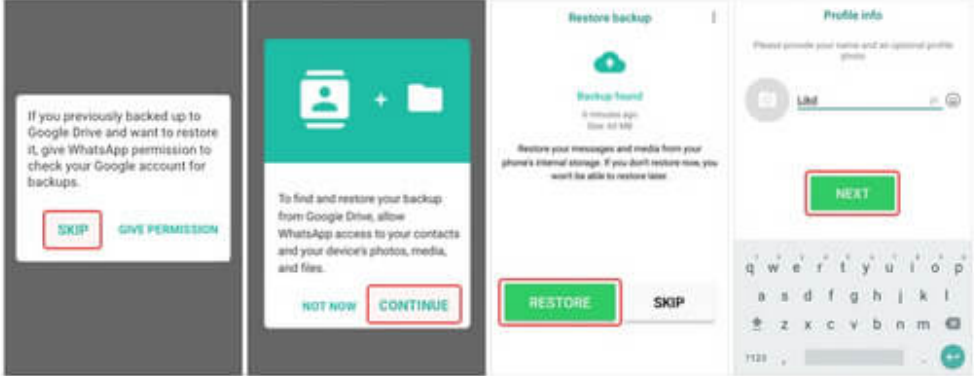
Times when you are switching from Android to iPhone or vice-versa, MobileTrans can turn out to be your savior, ensuring your data not only remains safeguarded but also get moved without any loss. Throughout the testing, the software lived up to my expectations – both in terms of precision and efficiency.

**mobiletrans** 👤 💬 ☰ — ✕

✕

Log in to the WhatsApp account that has been backed up on the source device. If you encounter the following prompts during the activation process, **be sure to operate with instructions.**

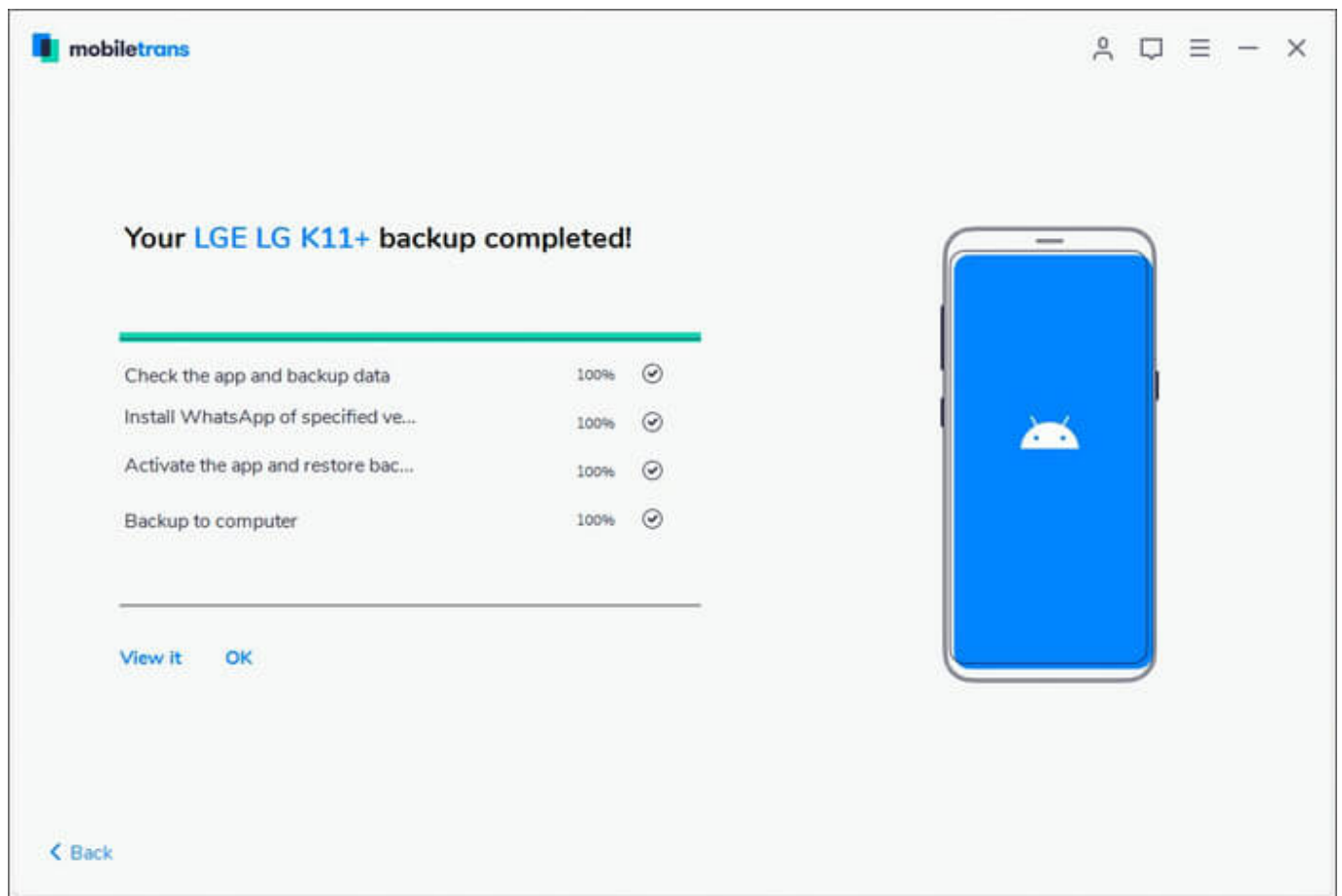
1. When it prompts whether to access Google Backup, choose **SKIP**.
2. When it prompts to allow WhatsApp to access data, click **CONTINUE** to give permission.
3. When it prompts to restore backup from phone's internal storage, choose **RESTORE**.
4. After your backup is restored, enter your name to activate the WhatsApp account.

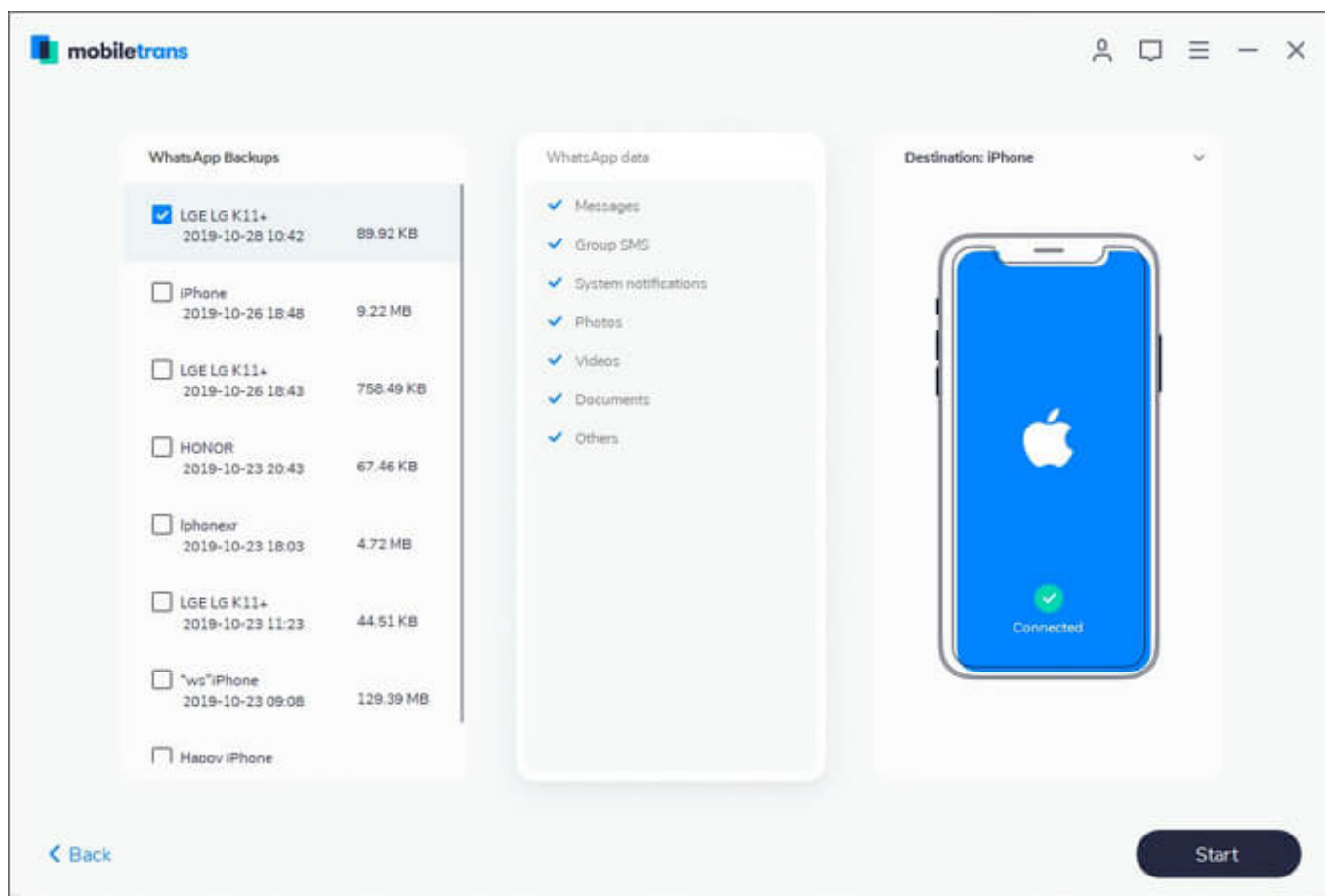


**Next**

[← Back](#)

The image displays four sequential screenshots from the WhatsApp activation process. Each screenshot has a red box highlighting the correct button to click according to the instructions. Screenshot 1: A dialog box asking if the user wants to restore from Google Drive, with 'SKIP' highlighted. Screenshot 2: A dialog box asking for permission to access contacts and files, with 'CONTINUE' highlighted. Screenshot 3: A 'Restore backup' screen showing a backup found on internal storage, with 'RESTORE' highlighted. Screenshot 4: A 'Profile info' screen with a text input field containing 'LIM' and a 'NEXT' button highlighted. A keyboard is visible at the bottom of the fourth screenshot.



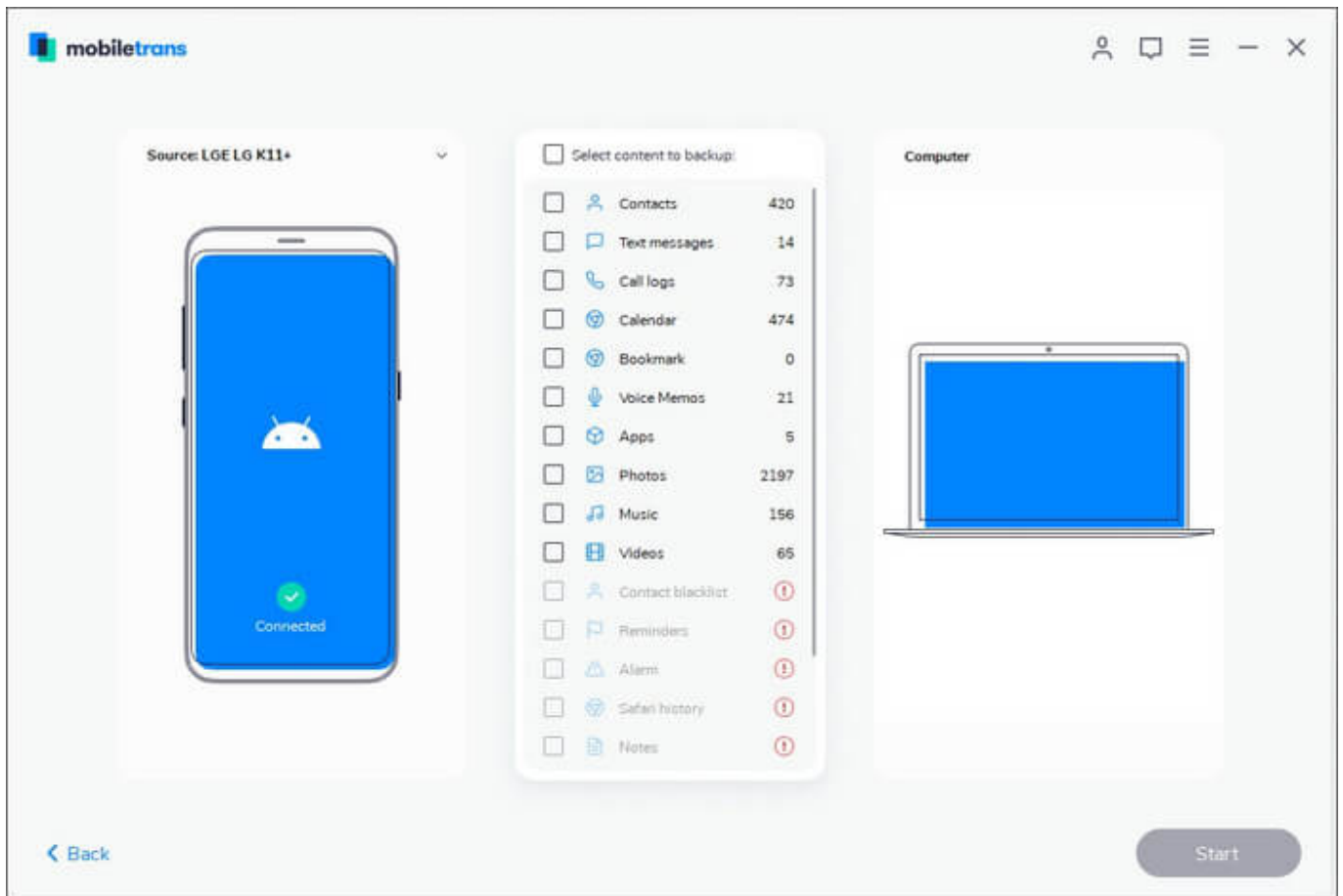


Whether it's transferring WhatsApp from iOS to Android or backing up the chat history to PC or restoring the app from backup, it performs the assigned tasks reliably.

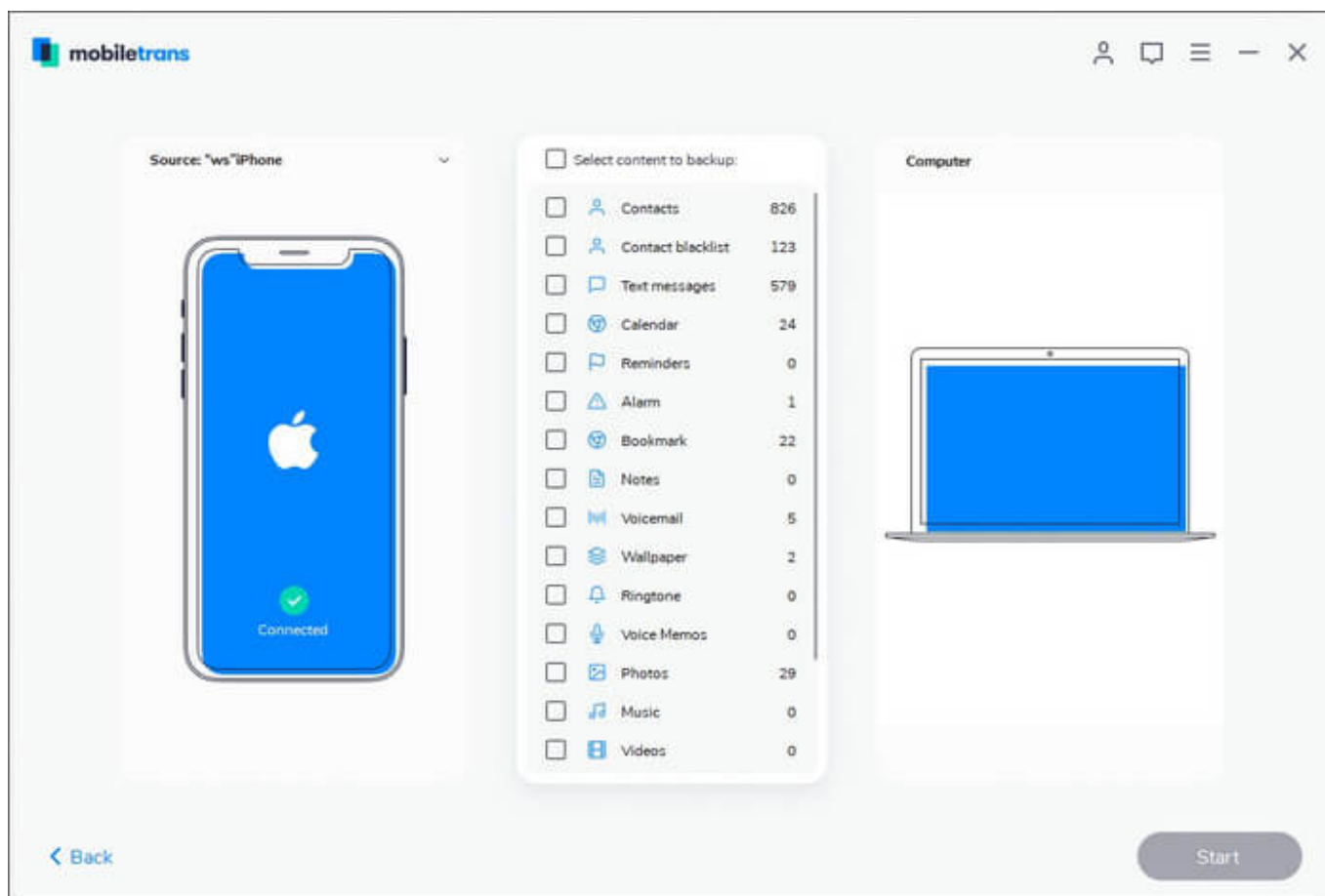
## **Back Up Your iPhone, iPad, and Android Device to Computer Without Any Hassle**

Even though I have always adored iTunes as a great media library, it has never caught up with my taste as a mobile device manager. As for Finder, the app looks up to the mark but what prevents it from realizing the full potential is the age-old limitation.

However, that is not the case with MobileTrans as it's not tied to a single platform. So, it doesn't matter which platforms you are using, you can safely back up your iPhone and Android device to your computer.



The software backs up iPhone to computer a lot faster without overwriting the previous backup. Furthermore, it has support for extensive data type including contacts, call logs, music, videos, photos, Safari history, bookmarks, reminders, calendars, and more.



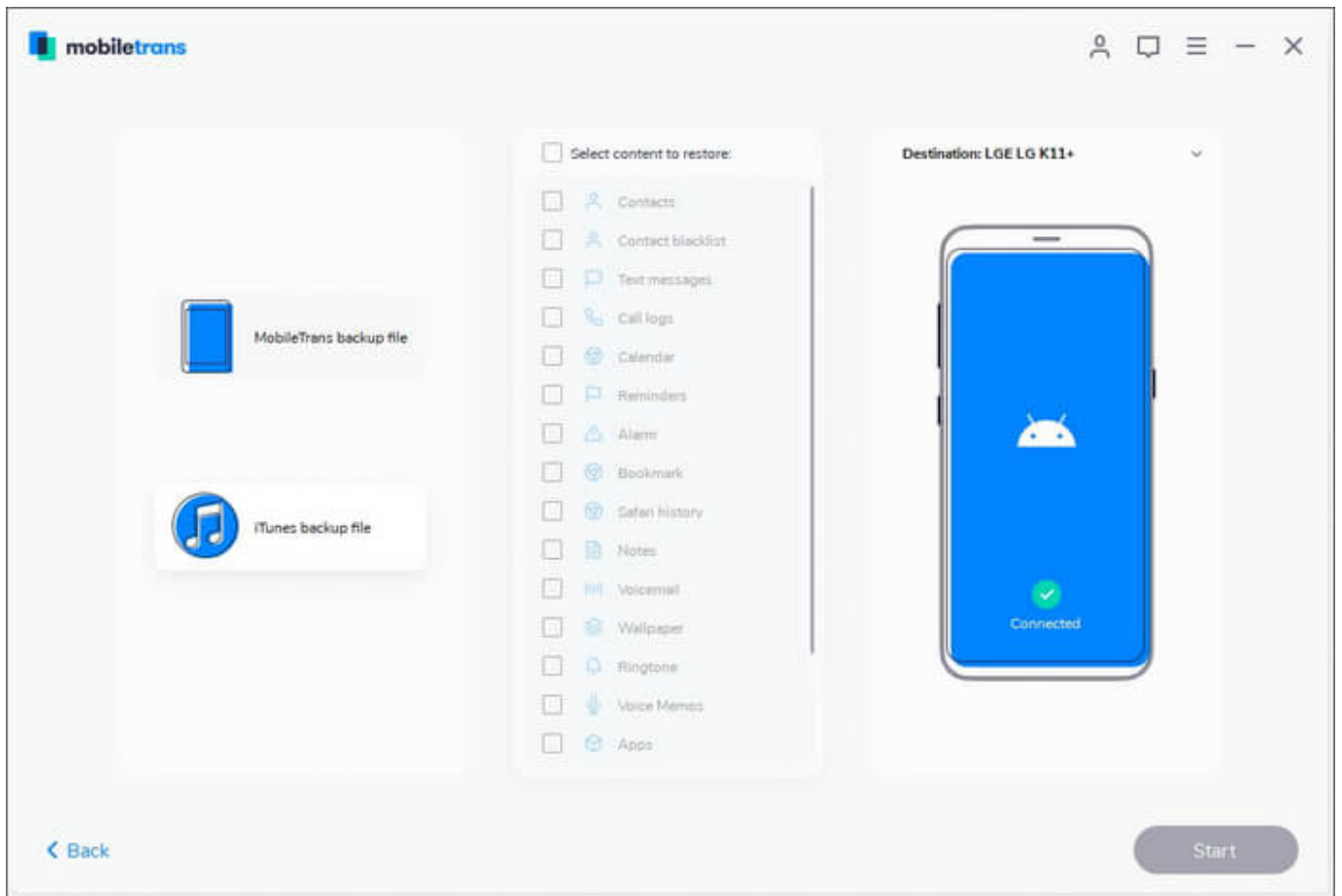
The tool is equally proficient for Android, thanks to the support of eight different kinds of data including contacts, messages, videos, photos, music, call logs, and apps.

## Restore the Backup to Your Mobile Devices

Another area where MobileTrans has an edge over rivals is the ability to restore a backup file selectively. You can preview your data and choose to restore your device - without having to reset it. Times when your personal data is lost or accidentally deleted, it can rescue you.

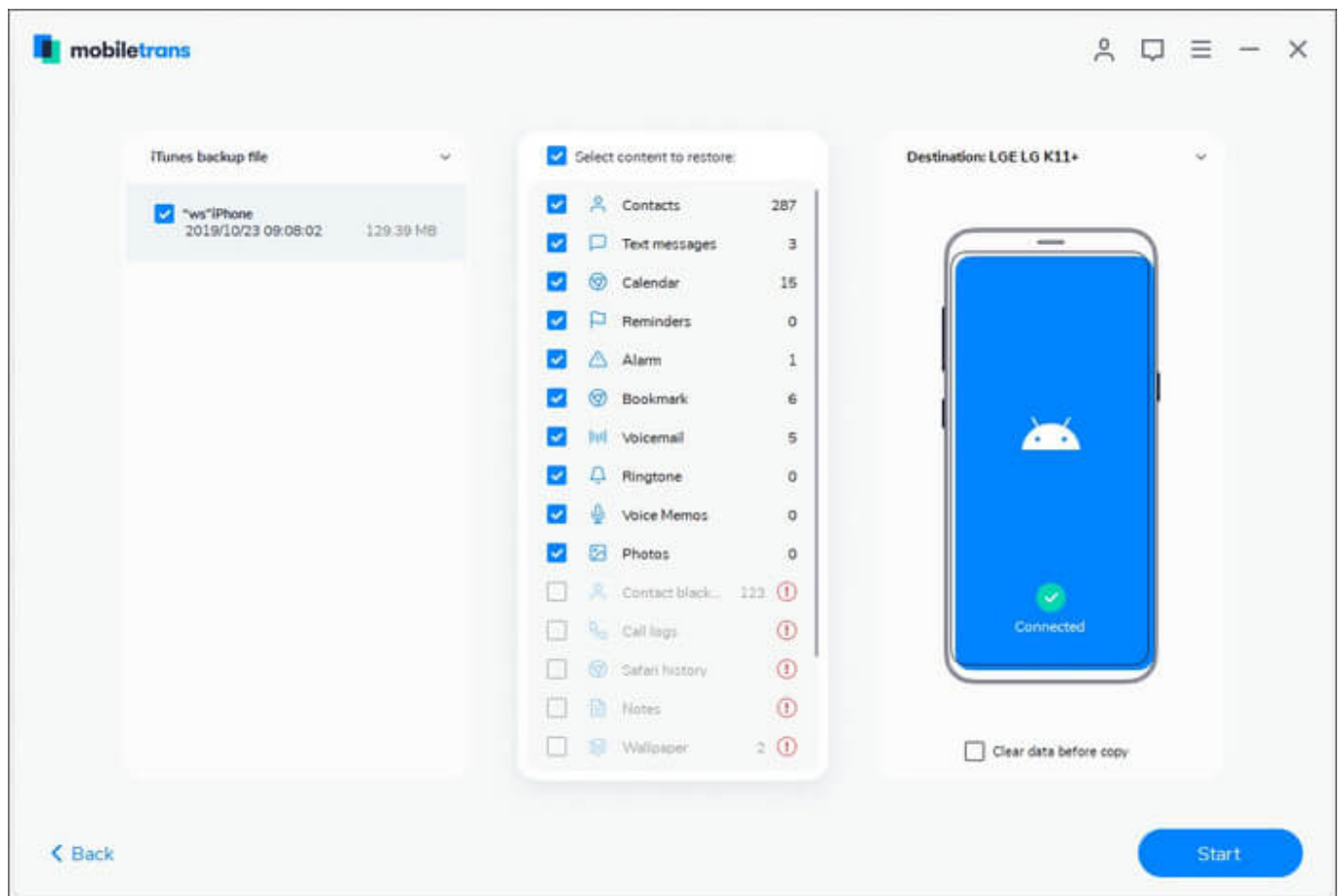
When using iTunes backup, you can restore call history, contacts, messages, calendar, photos, voice memos, notes, and bookmarks. If you have backed up your device with MobileTrans, you will be able to restore even more kinds of data - which is yet another plus.











[Download MobieTrans](#)

## The Verdict...

MobileTrans is a versatile software that excels in transferring data from one device to the other. Despite being so efficient, it's pretty lightweight and makes the process of moving data, backing up the device or restoring backup dead simple. And that's exactly what puts it ahead of the curve in the cut-throat competition.

## More reviews:

- [UFO VPN Review: Fastest Connection With Maximum Shield Against Hackers](#)

What's your take on MobileTrans? Share your thoughts about the software.